

Henry Lorenzen
Chair
Oregon

Bill Bradbury
Oregon

Guy Norman
Washington

Tom Karier
Washington



Northwest Power and Conservation Council

W. Bill Booth
Vice Chair
Idaho

James Yost
Idaho

Jennifer Anders
Montana

Tim Baker
Montana

April 4, 2017

MEMORANDUM

TO: Council members

FROM: Ben Kujala, Power Division Director

SUBJECT: Hydro and Market Conditions and Recent Oversupply Curtailment by Bonneville

BACKGROUND:

Presenter: Ben Kujala

Summary: Four water years have passed by without requiring Bonneville to use its Oversupply Management Protocol (OMP) since the last oversupply event in 2012. This year in Mid-march, this protocol had to be used again to curtail third-party generation in Bonneville's balancing authority. While this is a developing story this presentation will provide an early view on the hydro and market conditions that have developed to require generation curtailment. More information will likely be available in retrospective analyses later this year.

Relevance: The Council played a role in the previous oversupply events in 2011 and 2012 through the Wind Integration Forum. The 7th Plan also has an action item directed toward Bonneville on oversupply conditions (BPA-9).

Background: The Wind Integration Forum was jointly formed with Bonneville lead to the Wind Integration Action Plan in 2007. In 2011, the Oversupply Technical Oversight Committee was formed to further explore recommendations in the original Wind Integration Action Plan related to Long-Term Physical Solutions to Oversupply.

In June of 2010 in an otherwise low to average water year, a late spring runoff caused oversupply conditions where BPA had to curtail more than 50,000 megawatt-hours of electricity from third-party generators in its balancing authority to avoid high levels of dissolved gas in the Columbia and Snake rivers.

This year by April 2nd, Bonneville has curtailed almost 60,000 MWh according to the posted [retrospective reports](#). The curtailments, starting in March have been earlier in the spring than any of the previous events. The amount of curtailment has already exceeded what was seen in 2010 and 2012 and is on track to exceed the amount of curtailment in 2011. Prior to this year, the last curtailment of generation for oversupply conditions by Bonneville was in July of 2012.

More Info: Wind Integration Forum:
<https://www.nwcouncil.org/energy/wind/home/>

Previous oversupply event media coverage:
<http://www.forbes.com/sites/jonbruner/2011/10/20/the-high-stakes-math-behind-the-wests-greatest-river/#c24125e222b8>

<http://www.nytimes.com/cwire/2011/02/25/25climatewire-bonneville-power-to-wind-generators-shut-dow-22723.html?pagewanted=all>

Hydro and market conditions and recent oversupply curtailment actions by Bonneville Power Administration

BPA-9:

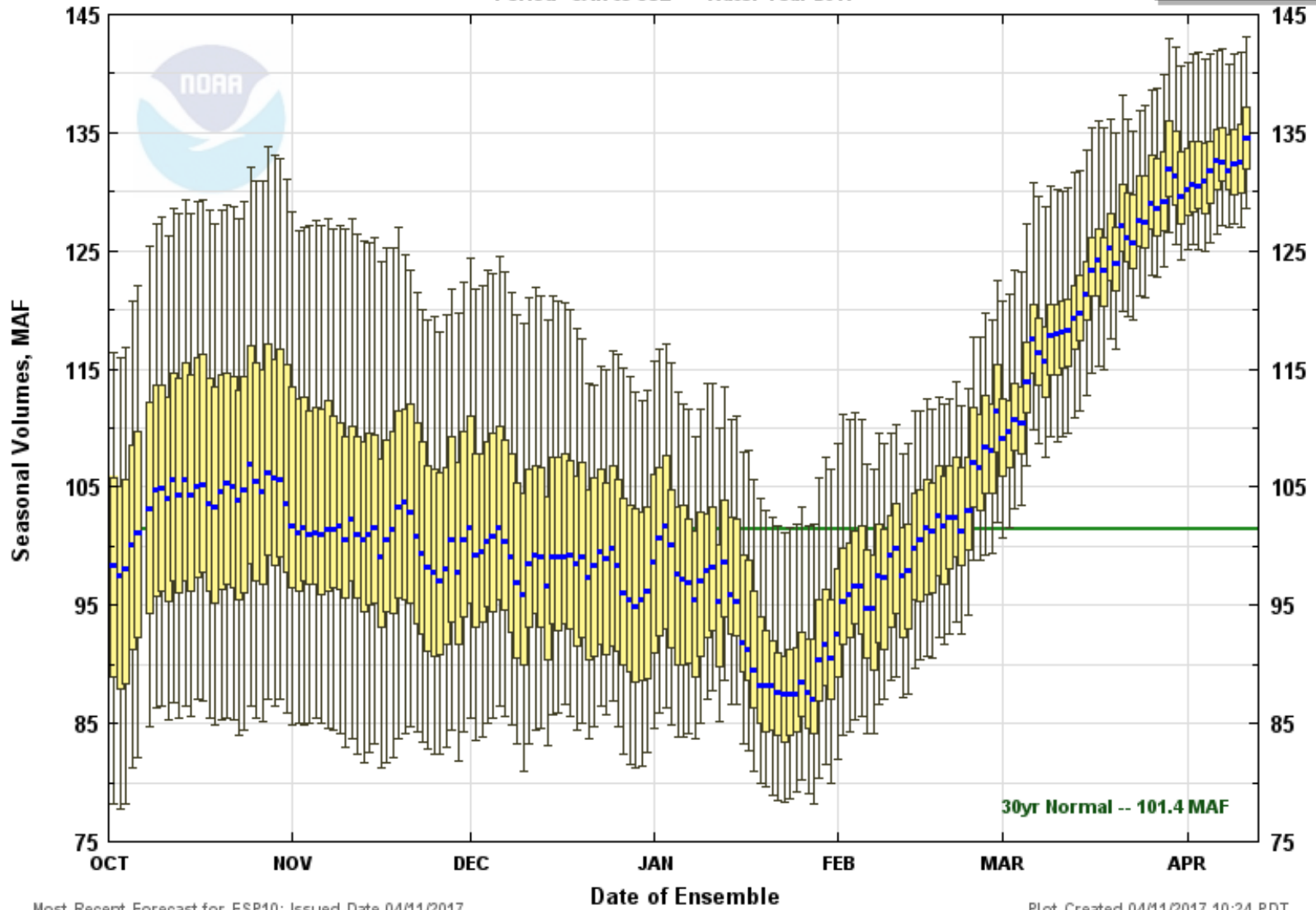
Bonneville should continue to evaluate methods for reducing or mitigating regional generation oversupply conditions. [Bonneville] Bonneville should work with its customers to create incentives that help mitigate generation oversupply conditions.

Water Supply Forecasts

COLUMBIA - THE DALLES DAM

Period JAN to JUL -- Water Year 2017

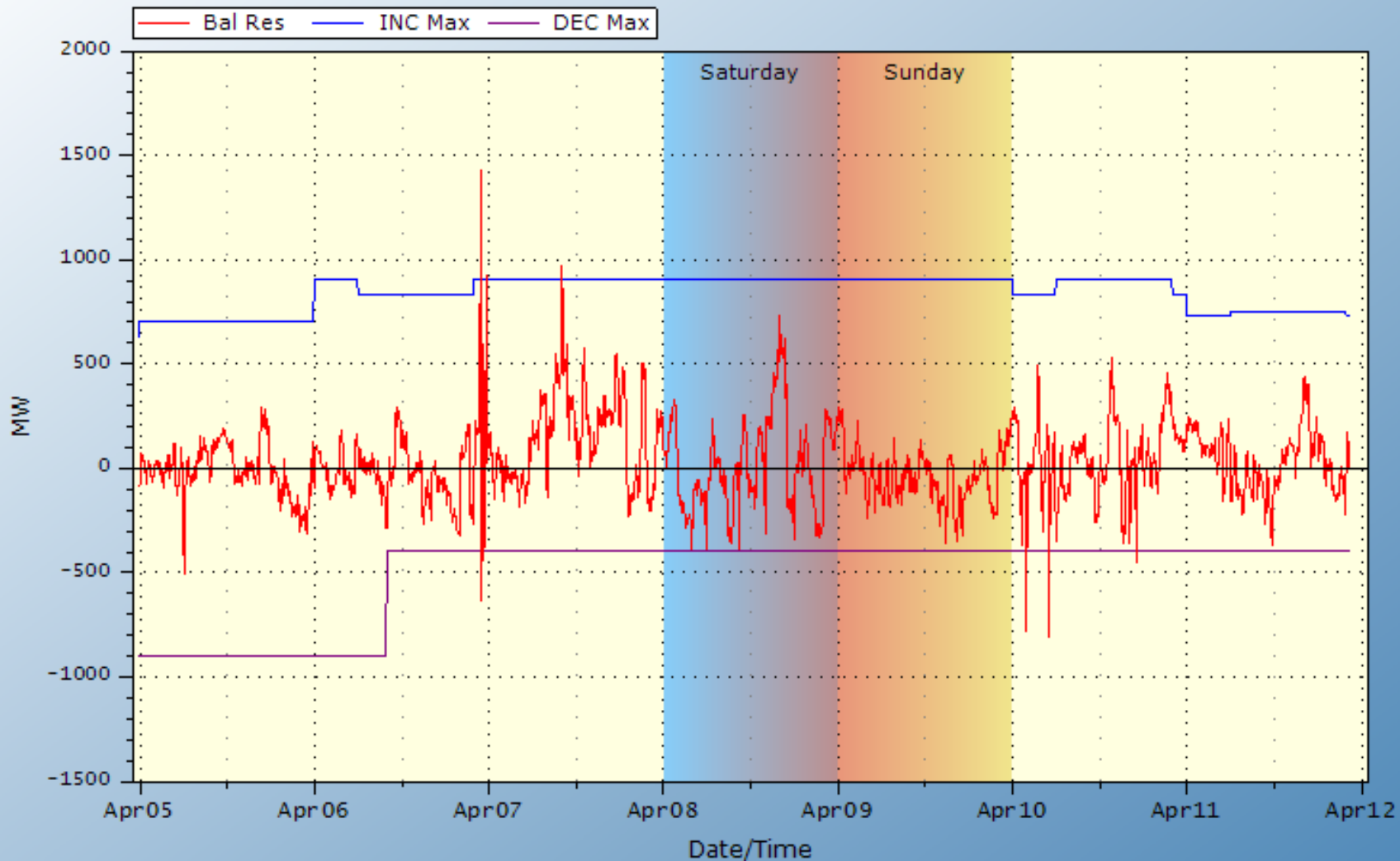
— 30yr Normal
■ ESP10



COLUMBIA - THE DALLES DAM (TDAO3)
Period Rankings - 1960 to 2017
 JAN-JUL Normal -- 101368 (KAF)

Rank	Year	Period Volume (KAF)	Percent of Normal	Exceedance Probability*
1	1997	158756.82	157	1.724 %
2	1974	156201.01	154	3.448 %
3	1972	151636.45	150	5.172 %
4	2011	142617.00	141	6.897 %
5	1996	139562.56	138	8.621 %
6	1971	137404.91	136	10.345 %
7	1982	134765.46	133	12.069 %
8	2017	134546.06	133	13.793 %
9	2012	129440.00	128	15.517 %
10	1999	126618.29	125	17.241 %

BPA Balancing Reserves Deployed, Last 7 days 05Apr2017 - 12Apr2017 (last updated 11Apr2017 22:30:48)

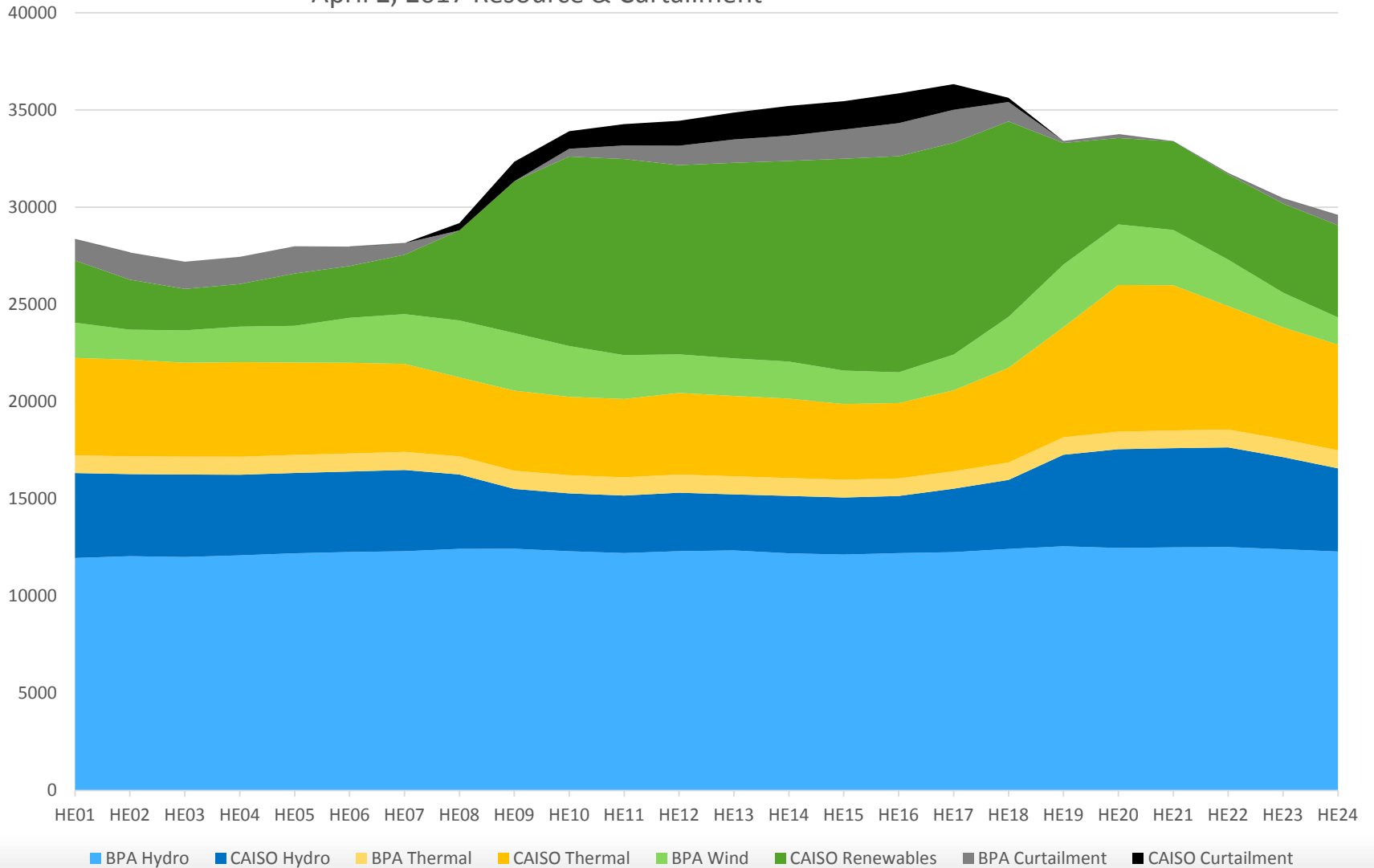


Based on 5-min readings from the BPA SCADA system for points 108043,108044,108045
BPA Technical Operations (TOT-OpInfo@bpa.gov)

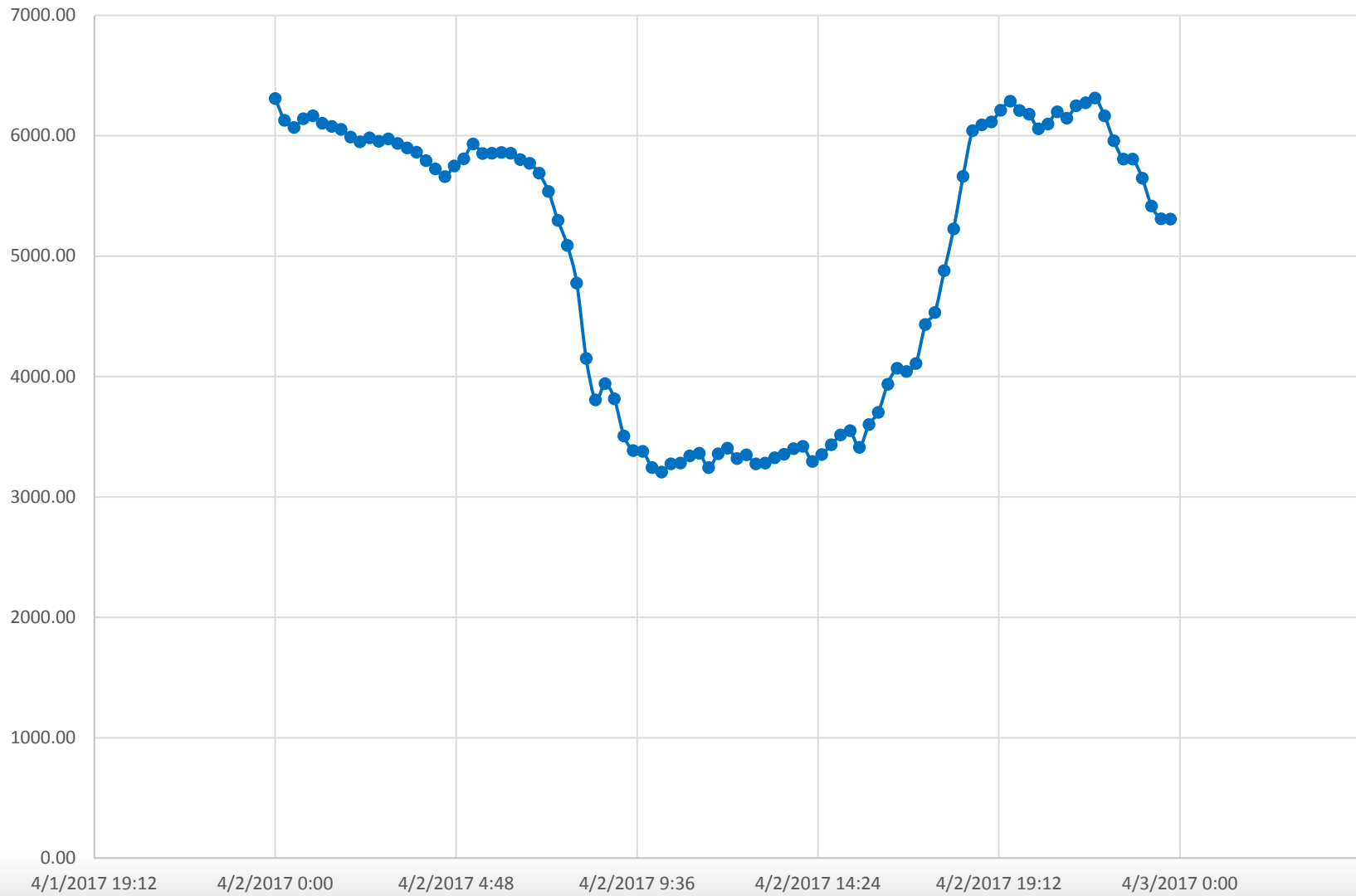
BPA Cumulative Curtailment

Fiscal Year	Cumulative Curtailment
2011	97,557
2012	49,654
2017 as of April 11	73,492

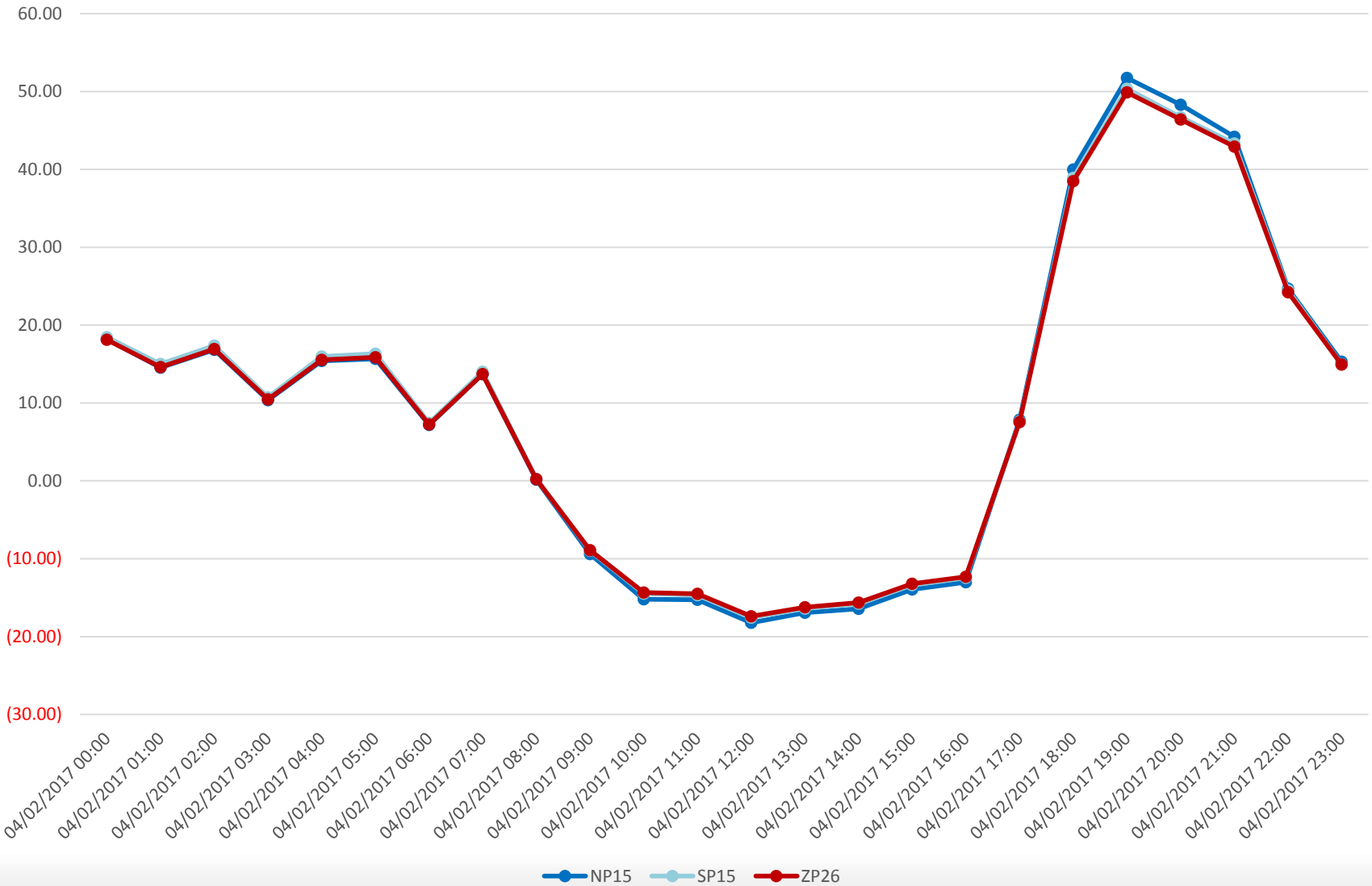
April 2, 2017 Resource & Curtailment



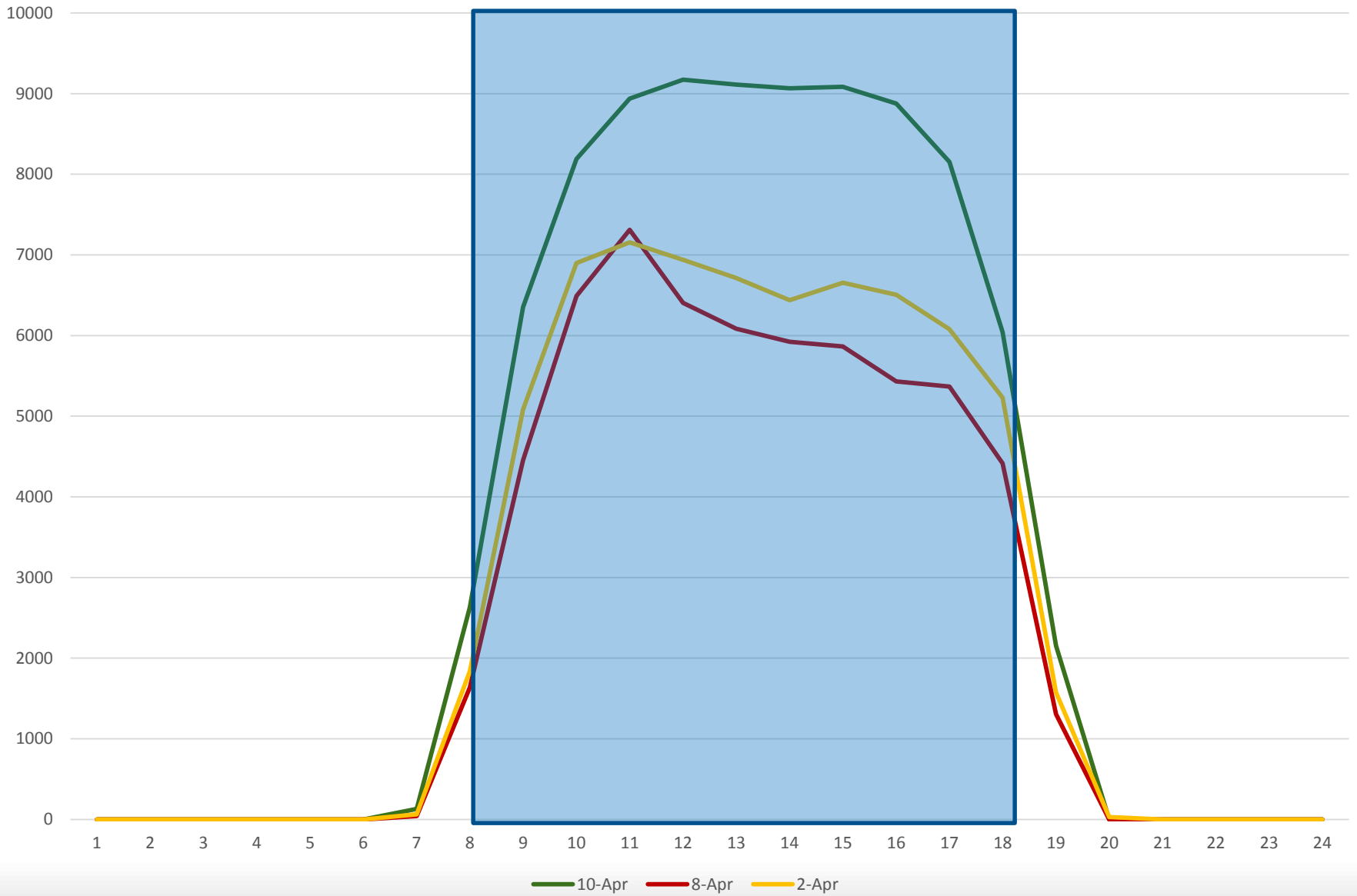
AC+DC Intertie Flows Actual (MW) April 2, 2017



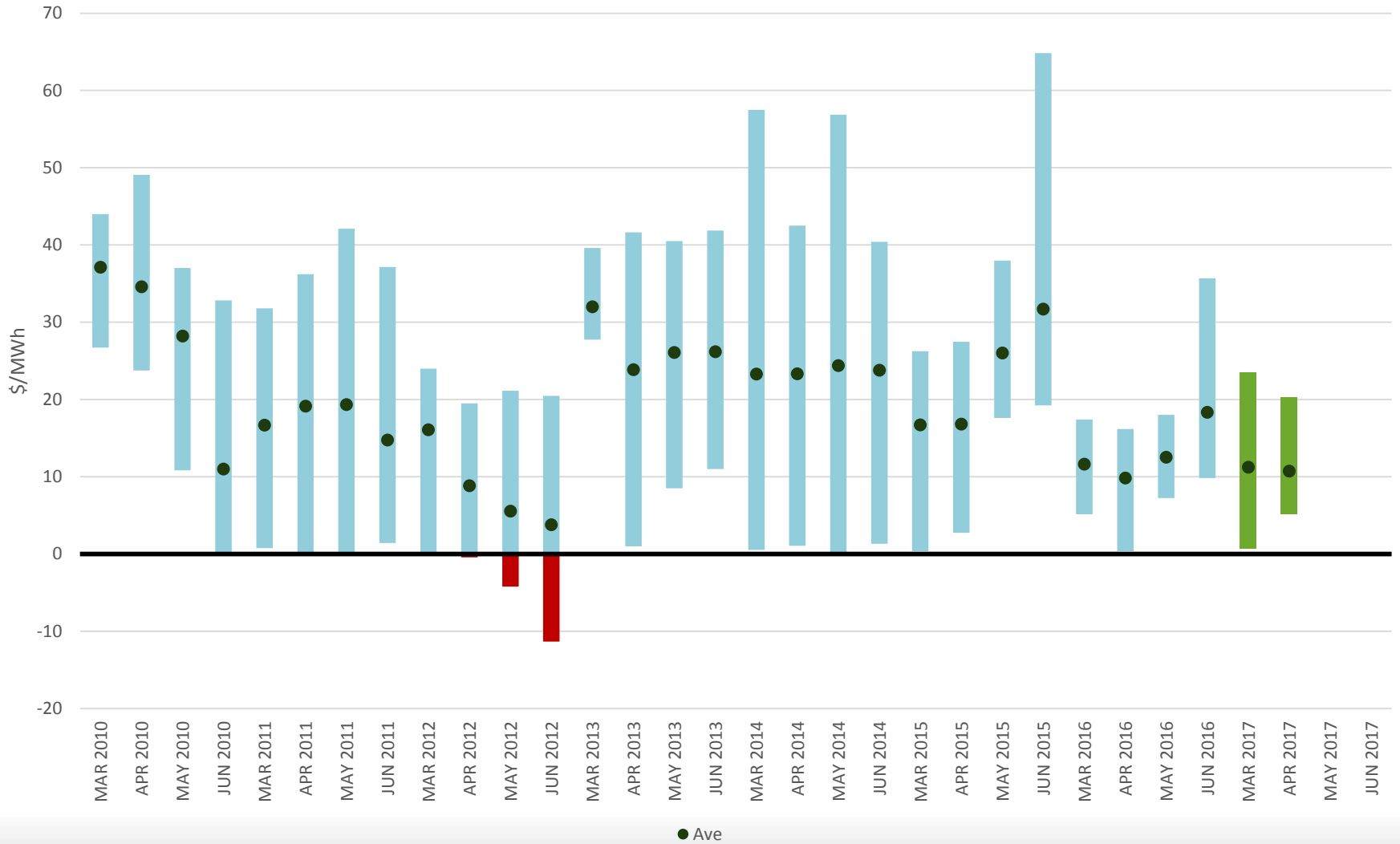
California Pricing April 2, 2017



CAISO Solar Generation

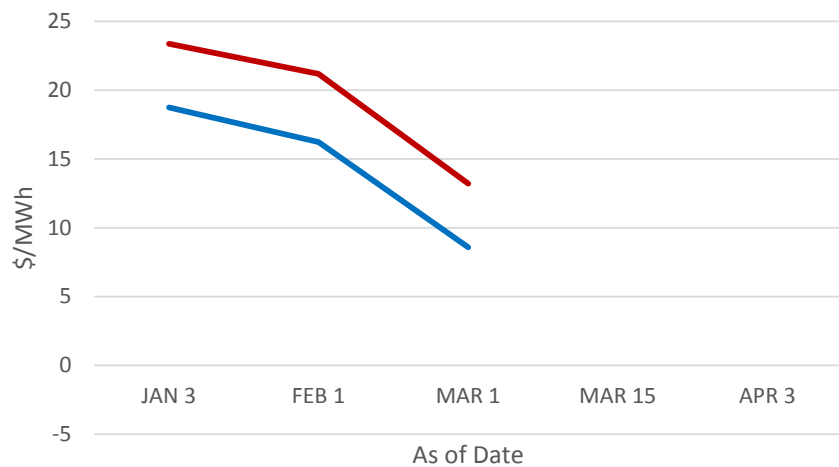


Spot Prices at Mid C Price Range for Spring Months

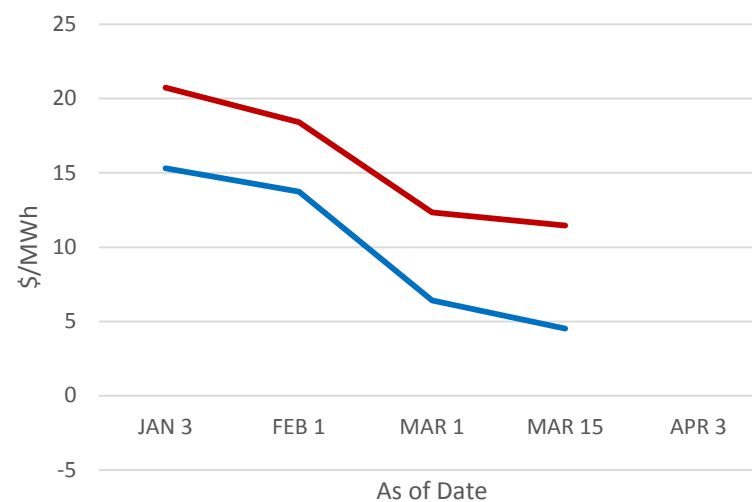


● Ave

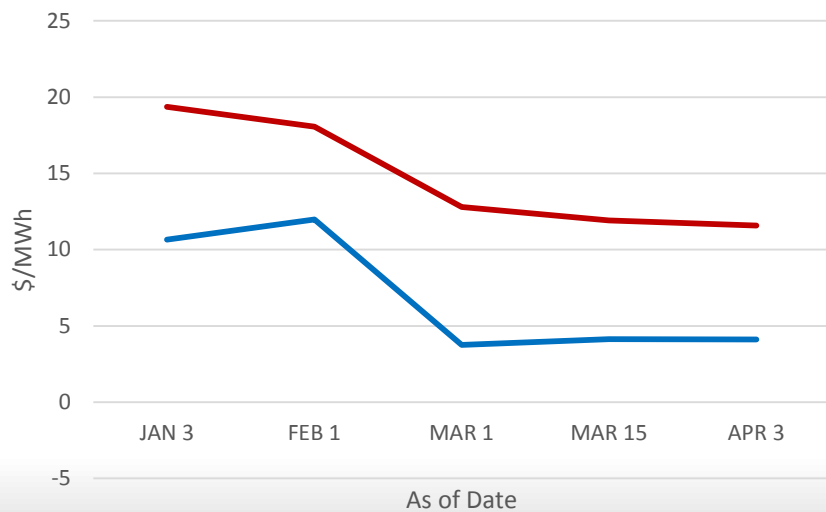
Monthly Forwards for March 2017



Monthly Forwards for April 2017



Monthly Forwards for May 2017



Monthly Forwards for June 2017

