

**Henry Lorenzen**  
Chair  
Oregon

**Bill Bradbury**  
Oregon

**Phil Rockefeller**  
Washington

**Tom Karier**  
Washington



## Northwest Power and Conservation Council

**W. Bill Booth**  
Vice Chair  
Idaho

**James Yost**  
Idaho

**Pat Smith**  
Montana

**Jennifer Anders**  
Montana

May 3, 2016

### DECISION MEMORANDUM

**TO:** Council Members

**FROM:** Sharon Ossmann

**SUBJECT:** Decision to release Fiscal Year 2018 and Fiscal Year 2017  
Revised budget

#### **BACKGROUND:**

**Presenter:** Sharon Ossmann

**Summary:** Staff recommends the Council approve the release of its draft Fiscal Year 2018 and Fiscal Year 2017 Revised budget for public comment.

**Relevance:** As part of its annual budget development process, the Council provides for a 30-60 day public comment period on its draft budget. The funding necessary for the Council to carry out its activities and responsibilities under the Northwest Power Act is provided by the Bonneville Power Administration based on the Council's adopted budget. Following public comment, the Council adopts its budget in July or August of each fiscal year and forwards the adopted budget to Bonneville for inclusion in its budget transmittal to Congress.

**Workplan:** Interested parties will be given an opportunity to request consultations with staff and submit written comments on the draft budget between May 12, 2016 and July 1, 2016. An opportunity for oral comment will be provided at the June 14-15 Council meeting in Redmond, Oregon.

**Background:** The proposed Fiscal Year 2017 Revised budget is \$11,595,000 and the proposed FY2017 budget is \$11,624,000. These budgets are both below the calculation of the budget cap based on the forecast of firm power sales as specified in the Northwest Power Act. In past years the Council and Bonneville staff have entered into multi-year budget agreements in order

to better plan and stabilize funding levels needed to perform the Council's work. Council staff are currently working with Bonneville to propose a new three-year budget agreement for fiscal years 2017-2019. Any salary level agreed to in this process would continue to be under the cap as described in the Act.

More Info: The Council's FY2017 revised budget of \$11,590,000 is \$28,000 lower than the FY2017 budget level adopted last year. This budget decrease reflects the elimination of two vacant FTE's in the central office and one vacant FTE in the Oregon office, and additional reductions in travel and other operating costs. Contracting funds were added to the power division budget to assist with updating data in the forecasting models. Contracting funds were also added to support the transition to a new website platform for public affairs.

The proposed FY2018 budget of \$11,624,000 is \$34,000 (0.29%) higher than the revised FY2017 budget. This increase reflects anticipated higher costs for personal services and benefits costs, and other operating expense increases offset by reductions in anticipated contracting costs in FY2018.

The Draft Fiscal Year 2018 budget and Fiscal Year 2017 revisions document is attached.

# Fiscal Year 2018 Budget and 2017 Revisions

## Mission, core values and strategic goals statement

### Mission

To ensure, with public participation, an affordable and reliable energy system while enhancing fish and wildlife in the Columbia River Basin.

### Core values

- We take the long view. We work for the well-being of future generations, not just our own.
- We have a regional perspective. We address the interests of the region as a whole.
- We serve the public. We listen to their concerns and we strive to bring insight to the issues affecting them.
- We are independent. We tell people what they need to know because trust is the basis of partnership and the key to progress.
- We embrace learning. We're open to change and diverse views because it sparks opportunity.

### Strategic goals

In the next two to three years, the Council will complete the two major planning activities required under the Power Act: developing a fish and wildlife program and a 20-year regional power plan.

The question to consider is: What do we want to achieve, beyond the strict legal requirements of the act, through these planning processes?

Our goals should respond to the many changes in our planning environment: the evolving science about the Columbia Basin ecosystem; the Northwest's economy; the availability of BPA funding for fish and wildlife restoration; the cost of generating resources; the political engagement of the public; and the operation of the Columbia River power system.

Given these challenges, the Council will pursue the following strategic priorities:

#### **Energy**

- Strengthen the Council's position as a recognized, credible, and objective hub for regional power planning information and analysis
- Implement the Seventh Northwest Power Plan while meeting the statutory requirements of the act

- On an ongoing basis, update and adapt the Council's power planning methods, processes, and analytic tools to the changing characteristics and needs of the Northwest power system

## **Fish and Wildlife**

- Strengthen the Council's position as a recognized, credible, and objective hub for regional fish and wildlife planning information and analysis
- Continue to improve the effectiveness and cost-effectiveness of the region's restoration actions through fish and wildlife program amendments and project reviews
- Work aggressively to implement habitat improvements that benefit fish and wildlife in the mainstem, tributaries, and estuary
- Continue the work to reform artificial production practices so that they are effective in improving production above Bonneville Dam while protecting, and benefiting where possible, naturally spawning populations

## **Public Affairs**

- Continue the focus to communicate effectively with stakeholders and the public to create engagement

# Budget history and this year's strategy

## Budget History

### Council Funding Background

The Northwest Power Act, as passed by Congress in 1980, establishes a funding mechanism to enable the Council to carry out its functions and responsibilities. The Bonneville Power Administration provides this funding through ratepayer revenues. The Act establishes a formula to determine a funding limitation threshold and authorizes the Council to determine its organization and prescribe practices and procedures to carry out its functions and responsibilities under the Act.

The Act further provides that the funding limitation applicable to annual Council budgets will be calculated on a basis of 0.02 mill multiplied by the kilowatt hours of firm power forecast to be sold by the Bonneville administrator during the year to be funded. The limitation may be increased to .10 mill, provided the Council makes an annual showing that such limitation will not permit the Council to carry out its functions and responsibilities under the Act.

The basis of the funding methodology (firm power forecast to be sold) embraces authorities set forth in other sections of the Act that describe the Congressional expectation that Bonneville will serve all anticipated load growth for the region in the future. As such, the Act authorizes Bonneville to supply all of the incremental electricity needed in the future for the region, if so desired by its customers and others.

### Fiscal Year 2018

The Council has determined that the 0.02-mill limitation will not allow the Council to carry out its functions and responsibilities under the Power Act in Fiscal Year 2018. As detailed in Appendix C of this report, the Council determined that an amount equal to .093 mill, which totals \$11,624,000, will be required in Fiscal Year 2018.

### Annual Baseline Adjustments

Since 1997, the Council has negotiated annual budget ceilings with Bonneville that cover specific Bonneville rate periods. These negotiated agreements incorporate various budgetary constraints such as:

- Current-level service budgets from the preceding budget period.
- Restrictive cost-of-living adjustments for personal services expenditures.
- Cost-cutting actions to cushion the impact of inflation.
- Program improvements individually cost-justified.

By applying these budgeting principles on an annual basis, the Council has been able to successfully confine budget growth to an average of less than 3 percent per year over the last 20 years (1998-2018).

### Budget Versus Actual Expenditure Considerations

The Council attempts to project workloads and resource requirements two years in advance with some opportunity for budget revisions occurring prior to the beginning of each fiscal year.

During each annual budget cycle the Council:

- Manages overall expenditures to the most cost-effective level.
- Conserves unanticipated cost savings in a prudent manner.
- Re-prioritizes the allocation of funding and staff resources to accommodate new workloads and unanticipated responsibilities.

Actual expenditures in one budget year may not necessarily be reliable indicators of funding requirements in future budget cycles because:

- Changes in Council workloads, programs, and responsibilities are difficult to anticipate and are often initiated by external events in the region or by requests from the Congressional delegation or the states' governors.

- Programs and activities that are budgeted, but deferred because of new and emerging higher priorities, are often re-budgeted in succeeding years because of their continued need and importance.

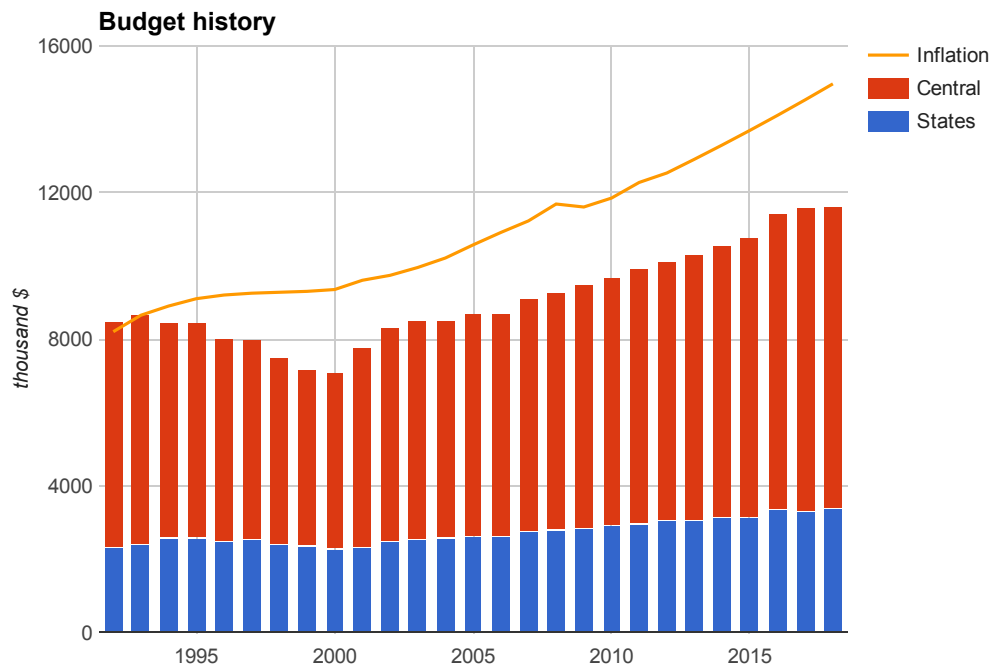
## Fiscal Years 2017-2018 Draft Budgets

The Council’s draft budget reflects the proposed budget for Fiscal Year 2018 and the recommended revisions to the Fiscal Year 2017 budget. In addition, the draft budget contains the out-year budget projection for fiscal years 2019 and 2020. The Council is committed to carrying out its current responsibilities and workloads within these projected funding levels.

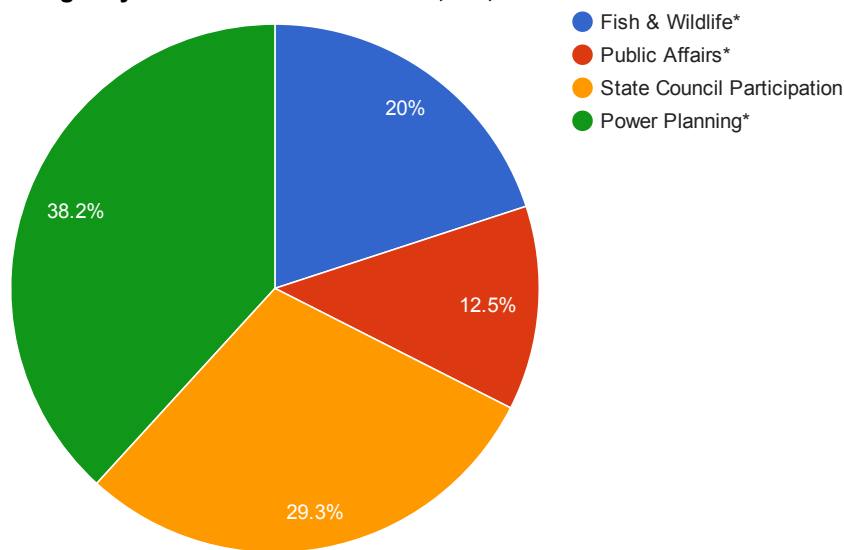
A summary of the draft budgets for the last five budget years follows. These projections show budget growth of less than 14 percent over the six-year period, 2011 – 2017.

FY 2012	\$10,114,000	
FY 2013	\$10,283,000	(1.7%)
FY 2014	\$10,565,000	(2.7%)
FY 2015	\$10,784,000	(2.1%)
FY 2016	\$11,425,000	(5.9%)
FY 2017	\$11,590,000	(1.4%)
FY 2018	\$11,624,000	(0.3%)

The Council showing, required by the Act, for Fiscal Year 2018 is contained in Appendix C.



### Budget by function for FY 2018: \$11,625,000



\* Includes central office administration burden for executive management, as well as legal, fiscal and administrative services.

## Fiscal Year 2017/2018 Budget Strategy

The Council is aware of the current economic challenges facing the four-state region, and the need to maintain healthy financial conditions for the Bonneville Power Administration. In an effort to be responsive, the Council in Fiscal Year 2017 and Fiscal Year 2018 will continue to adhere to the budget constraints initiated in 1998.

To accomplish this, the Council will:

1. Continue to identify efficiencies in operations and administration in order to limit inflationary increases to below 3 percent, on average, during fiscal years 2009-2018.
2. Re-allocate staffing where possible to absorb new workload without increasing FTEs.
3. Re-prioritize resources as necessary to respond to new requests for technical analysis. Reschedule or postpone work anticipated during the budget-development process in order to respond to the most essential requests for studies and analyses.

## Fiscal Year 2018 Proposal Budget Request

Based on the major issues and levels of effort discussed on the preceding pages and described in more detail in other sections of this document, the Council has determined that the proposed budget expenditures are necessary and appropriate for the performance of its functions and responsibilities as authorized by the Northwest Power Act, Section 4(c)(10)(A). The Council further has determined that the 0.02 mill per kilowatt-hour limitation on expenses will not permit the Council to carry out its functions and responsibilities under the Act, Section 4(c)(10)(A). (See Appendix C for a detailed description of the Council's showing under the Act.) The Council proposes that the projected budget in the amount of \$11,624,000 for Fiscal Year 2018, equal to 0.093 mills per kilowatt-hour for the estimate of forecast firm power sales, be included in the Bonneville administrator's Fiscal Year 2018 budget submittal.

## Fiscal Year 2017 Proposed Budget Revisions

The Council's Fiscal Year 2017 revised budget of \$11,595,000 includes a \$28,000 decrease from the previously submitted Fiscal Year 2017 budget request of \$11,623,000. This decrease is predominately due to increased contracting in the public affairs division for continued website redevelopment and support, and increased contracting in the power division. These increases are more than offset by reduced staffing levels in the public affairs and fish and wildlife divisions, and reductions in the state office budgets. The Council's budget for Fiscal Year 2018 and Revised Fiscal Year 2017 is based on current-year expenditure levels plus adjustments for shifting workloads, certain program improvements, and cost-of-living adjustment factors as provided by the U.S. Department of Energy (Bonneville) and the Oregon Economic and Revenue Forecast. A number of cost-containment measures for personal services, travel, contracts, and services and supplies have been incorporated in the budget.



Budget/Expenditure Summary (000s omitted)											
	FY15 Budget	FY15 Actual	FY16 Budget	FY16 Estimate	FY17 Budget	FY17 Revised	FY18 Budget	FY19 Projected	FY20 Projected	FY21 Projected	FY22 Projected
Expenditures:											
Personal Services*	\$5,786	\$5,311	\$5,912	\$5,620	\$5,970	\$5,899	\$6,093	\$6,239	\$6,377	\$6,504	\$6,634
Travel	261	204	270	248	274	\$274	274	280	287	292	297
Contracts	423	392	658	658	653	\$803	533	543	488	433	433
Other Operating Expenses	1,184	981	1,250	1,191	1,327	\$1,302	1,317	1,347	1,344	1,348	1,313
<b>SUBTOTAL</b>	<b>\$7,654</b>	<b>\$6,888</b>	<b>\$8,090</b>	<b>\$7,717</b>	<b>\$8,224</b>	<b>\$8,278</b>	<b>\$8,217</b>	<b>\$8,409</b>	<b>\$8,496</b>	<b>\$8,577</b>	<b>\$8,677</b>
State Budgets	3,130	2,932	3,335	3,148	3,399	3,317	3,407	3,505	3,590	3,685	3,730
<b>TOTAL</b>	<b>\$10,784</b>	<b>\$9,820</b>	<b>\$11,425</b>	<b>\$10,865</b>	<b>\$11,623</b>	<b>\$11,595</b>	<b>\$11,624</b>	<b>\$11,914</b>	<b>\$12,086</b>	<b>\$12,263</b>	<b>\$12,407</b>

\* Authorized positions represent full staffing. Under-utilization of authorized positions can occur during the fiscal year and result in an under-expenditure in the personal services budget. Also, costs associated with payroll taxes, insurance, and benefits can be different than budget projections because of staffing changes and inflationary effects. Some positions are filled on a part-time basis.

FY 2017 Revised Program Forecast (000s omitted)						
	Power Planning	Fish & Wildlife	Public Affairs	Legal	Admin	Total
Compensation	\$1,510	\$867	\$470	\$285	\$881	\$4,013
Other Payroll Expenses	710	407	221	134	414	1,886
Travel	96	65	60	24	29	274
Contracts	465	140	150	8	40	803
Other Operating Expenses	204	8	130	23	937	1,302
<b>SUBTOTAL</b>	<b>\$2,985</b>	<b>\$1,487</b>	<b>\$1,031</b>	<b>\$474</b>	<b>\$2,301</b>	<b>\$8,278</b>
State Budgets:						
Idaho	\$815					
Montana	858					
Oregon	778					
Washington	866					
<b>SUBTOTAL</b>	<b>\$3,317</b>					<b>3,317</b>
<b>TOTAL</b>						<b>\$11,595</b>

**FY 2018 Program Forecast  
(000s omitted)**

	<b>Power Planning</b>	<b>Fish &amp; Wildlife</b>	<b>Public Affairs</b>	<b>Legal</b>	<b>Admin</b>	<b>Total</b>
Compensation	\$1,568	\$893	\$483	\$293	\$908	\$4,145
Other Payroll Expenses	\$737	\$420	\$227	\$138	\$427	\$1,948
Travel	\$96	\$65	\$60	\$24	\$29	\$274
Contracts	\$300	\$135	\$50	\$8	\$40	\$533
Other Operating Expenses	\$209	\$8	\$132	\$18	\$950	\$1,317
<b>SUBTOTAL</b>	<b>\$2,910</b>	<b>\$1,521</b>	<b>\$952</b>	<b>\$481</b>	<b>\$2,354</b>	<b>\$8,217</b>
State Budgets:						
Idaho	\$842					
Montana	\$881					
Oregon	\$792					
Washington	\$892					
<b>SUBTOTAL</b>	<b>\$3,407</b>					<b>\$3,407</b>
<b>TOTAL</b>						<b>\$11,624</b>

# Introduction

## Background

The Northwest Power and Conservation Council was authorized by Congress in 1980 through the Pacific Northwest Electric Power Planning and Conservation Act and held its first meeting on April 28, 1981. The Council is an interstate compact agency of Idaho, Montana, Oregon, and Washington, not an agency of the U.S. government. (Section 4 (a)(2)(A)). The four state legislatures created the Council in response to the Power Act.

The principal duties of the Council under the Northwest Power Act are to: 1) develop a regional power plan to assure the Northwest an adequate, efficient, economical, and reliable power supply; 2) develop a fish and wildlife program to protect and enhance fish and wildlife affected by hydroelectric development in the Columbia River Basin and make annual funding recommendations to the Bonneville Power Administration for projects to implement the program; and 3) provide for broad public participation in these processes and inform the public about regional energy and fish and wildlife issues (Sections 2(1)(A) and (B), (3), (3)(A)). Bonneville, the U.S. Bureau of Reclamation, the U.S. Army Corps of Engineers, and the Federal Energy Regulatory Commission are the principal agencies charged with implementing the fish and wildlife program (Sections 4(h)(10), (11)(A)). Bonneville implements the Council's conservation and electric power plan (Sections 4(d)(2), 6(b)(1)).

Funding for the Council is provided by Bonneville, a self-financing federal agency, not by the Federal Treasury or by any state government in the region. The Northwest Power Act directs that expenses of the Council (subject to certain limits described in Appendix C of this report) shall be paid from funds available to the Bonneville administrator and shall be included in Bonneville's annual budget submitted to Congress pursuant to the Federal Columbia River Transmission System Act (Section 4(c)(10)(A) of the Power Act).

The goals of the Power Act – assuring an adequate, efficient, economical, and reliable power supply; encouraging conservation and renewable resources; and protecting and enhancing the fish and wildlife resources of the Columbia River Basin – are of vital importance to the social and economic welfare of the Northwest.

## Council Responsibilities

### Regional Power Plan

The Power Act directs the Council to develop, and periodically amend, a plan to ensure the Pacific Northwest of an adequate, efficient, economical, and reliable power supply (Section 4(d)). The Council adopted the first version of its power plan in 1983 and amended the plan in 1986, 1989, 1991, 1996, 1998,

2004, and 2010.

At the time Congress passed the Power Act, wholesale electricity sales were regulated. Since the mid-1990s, however, wholesale power has been sold competitively. While federal law changed the nature of electricity sales, the Power Act goals of assuring reliable and affordable electricity remain an important focus and responsibility of the Council's regional power planning. The Council continues its efforts to accomplish the goals of the Northwest Power Act in ways that are consistent with the changing electricity market.

The 2010 revision of the plan, called the Sixth Northwest Power Plan, focused on maintaining the adequacy and reliability of the power system within the current market structure, recommending a future resource strategy that minimizes costs while ensuring appropriate levels of resource diversity and risk management, and balancing the interactions between fish and power. To reach these goals, in addition to preparing and periodically amending the plan, the Council:

1. **Promotes the Plan's Implementation.** Works with regional interests to meet the plan's conservation and generating resource goals; tracks regional progress through staff analysis, the Regional Technical Forum, and other advisory committees.
2. **Analyzes the Regional Electricity Market.** Provides information and analysis of evolving electricity issues. A new area of focus is the evolving need to analyze the capacity and flexibility of the power system to meet peak electricity needs and integrate variable generation resources.
3. **Analyzes the Power System.** Provides valuable, high-quality, and timely analysis of electricity issues and interactions between fish and the power system, including enhanced models that more accurately capture the effects of changes in the configuration and operation of the power system, and energy system reliability.

The Council is currently focused on implementing the Sixth Power Plan, adopted in April 2010, and on developing the Seventh Power Plan.

## Columbia River Basin Fish and Wildlife Program

The Power Act (Section 4(h)) directs the Council to develop, adopt, and periodically amend a program to protect and enhance fish and wildlife affected by the development and operation of hydroelectric projects in the Columbia River Basin, and review Bonneville's progress in implementing the program (Sections 4(h) and i)). In addition, the Council monitors the efforts of the Corps of Engineers, Bureau of Reclamation, and Federal Energy Regulatory Commission to consider the fish and wildlife program in their decisionmaking.

The Council adopted its first Columbia River Basin Fish and Wildlife Program in November 1982. The Council amended the Program in 1984, 1987, 1992, 1994/95, 2005, and most recently in February 2009. The program incorporates a basinwide vision, biological objectives, strategies, and a scientific framework in a

unified plan for fish and wildlife recovery.

With the assistance of the Independent Scientific Review Panel, the Council also reviews and makes recommendations concerning projects proposed for funding by Bonneville to implement the program.

The 2000 revision included a multi-species approach for decisionmaking, and the 2003 mainstem amendments included a plan for the operation of the federal hydrosystem. An initiative to develop subbasin plans throughout the Columbia Basin began in 2003. Those 59 plans, adopted in 2004 and 2005, will help define the environmental and biological goals specific to fish and wildlife within the basin.

The 2009 revision incorporated several NOAA-Fisheries and U.S. Fish and Wildlife Service Biological Opinions, as well as several Columbia Basin Fish Accords executed with certain Indian tribes and states. The entire suite of Accords, Biological Opinions, subbasin plans, mainstem amendments, and the basic elements of the fish and wildlife program is intended to be implemented in an integrated manner throughout the Columbia River watershed.

In addition to preparing the program, the Council:

1. **Utilizes the Best Available Scientific Information.** Through two panels of independent scientists, the best available science informs regional fish and wildlife recovery measures.
2. **Utilizes Economic Analysis.** Through the Independent Economic Analysis Board, rigorous economic analysis is used to develop and evaluate fish and wildlife measures.

## Public Involvement

The Power Act requires the Council to develop and maintain comprehensive programs to inform the public of major regional power and fish and wildlife issues, and obtain feedback from the public, Bonneville, Bonneville's customers, fish and wildlife agencies, Indian tribes, and others for consideration in its decision-making (Section 4(g)). The Council also is required to report to Congress annually on actions taken to implement the Power Act (Section 4(h)). In addition to these activities, the Council:

1. **Encourages Regional Cooperation.** Fosters regional cooperation and coordination on activities that support the goals of the Power Act.
2. **Educates the public about the Council's decisionmaking and involves the public in those processes.** The public affairs division arranges public meetings and hearings; arranges for transcription of these meetings when necessary to create a legal record of proceedings; distributes information about decisionmaking processes; receives comments from the public and distributes them to the Council members, staff, and the public; and performs other duties to ensure public participation in decisionmaking.

# Organization functions

## Council Organization

The governors of Idaho, Montana, Oregon, and Washington each appoint two members to the Northwest Power and Conservation Council. The eight-member Council sets policy and provides overall leadership for Council activities.

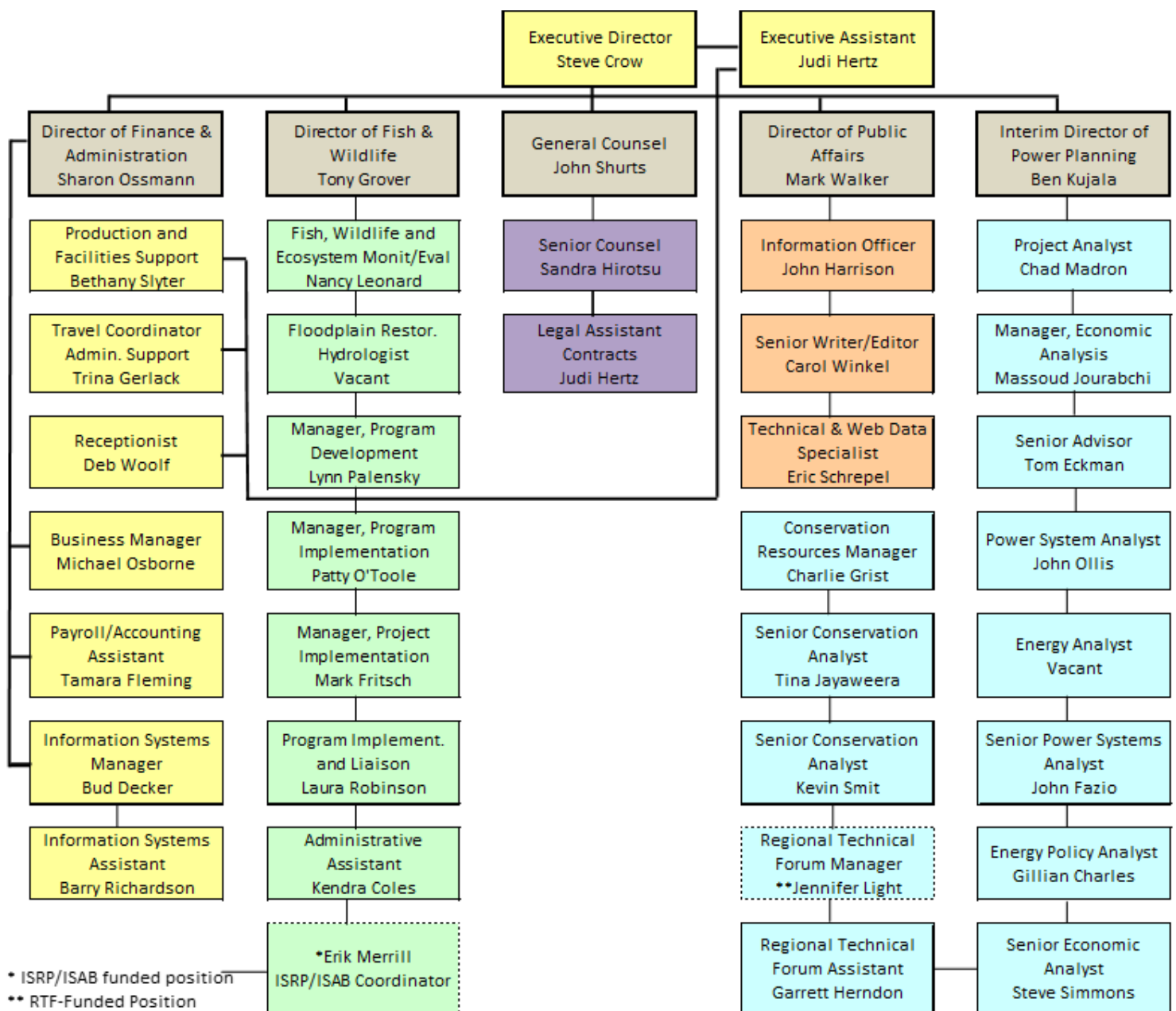
The Council's work is performed, depending on the tasks, by the Council's professional staff (including staff in a central office and in each state), consultants under contract, or by public agencies and Indian tribes under intergovernmental agreements. The Council's executive director is responsible for coordinating with the eight-member Council, supervising the central office staff, administering the contracts, and overseeing the day-to-day operations of the Council. The Council approves major contracts and the overall work plan.

## State Office Organization

Professional staff in each state provide technical review and assistance to Council members in evaluating matters before the Council. State staff also participate in designing and developing public involvement programs that focus on the implementation of the power plan and fish and wildlife program in their particular states. This support is provided through existing state agencies or by individuals directly under Council member direction.

## Central Office Organization

The central staff, under the leadership of the executive director, has been organized into five divisions: power; fish and wildlife; public affairs; legal; and administrative.



# Power Division

The Council issued its Seventh Power Plan in 2016. As in previous plans, energy efficiency is the primary cost-effective regional resource identified in the resource strategy. The plan set forth a goal of developing 1400 aMW by 2021. In addition, the plan anticipates that Demand Response is a cost effective approach to maintaining regional reliability.

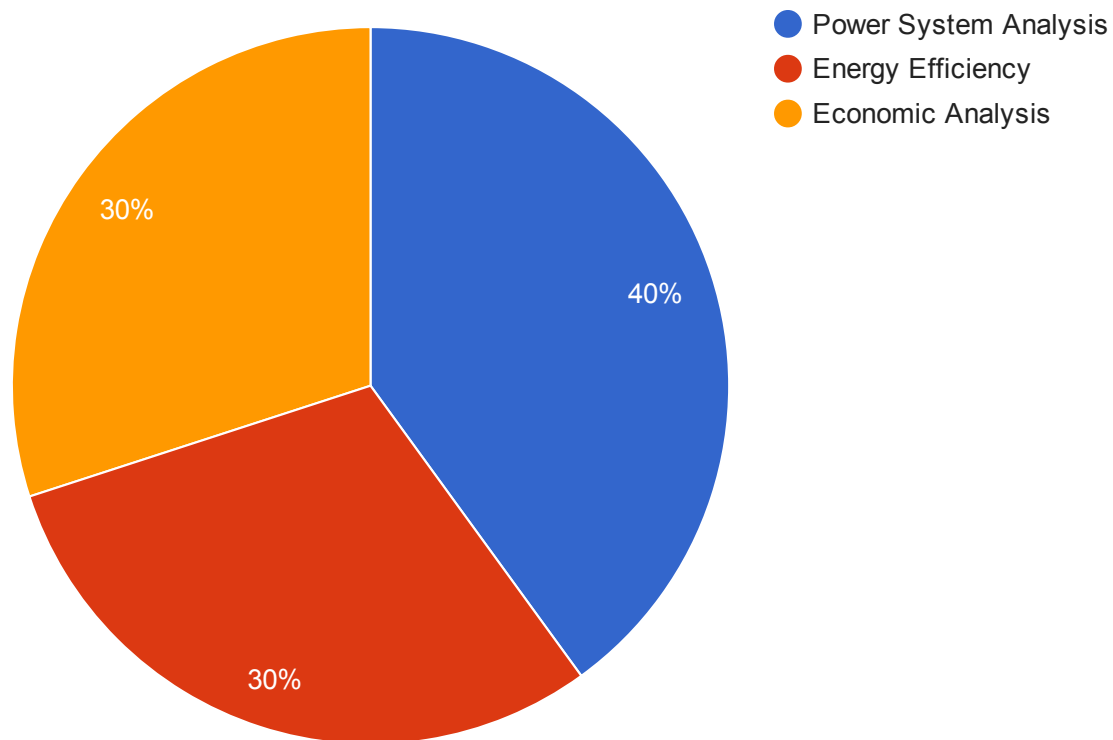
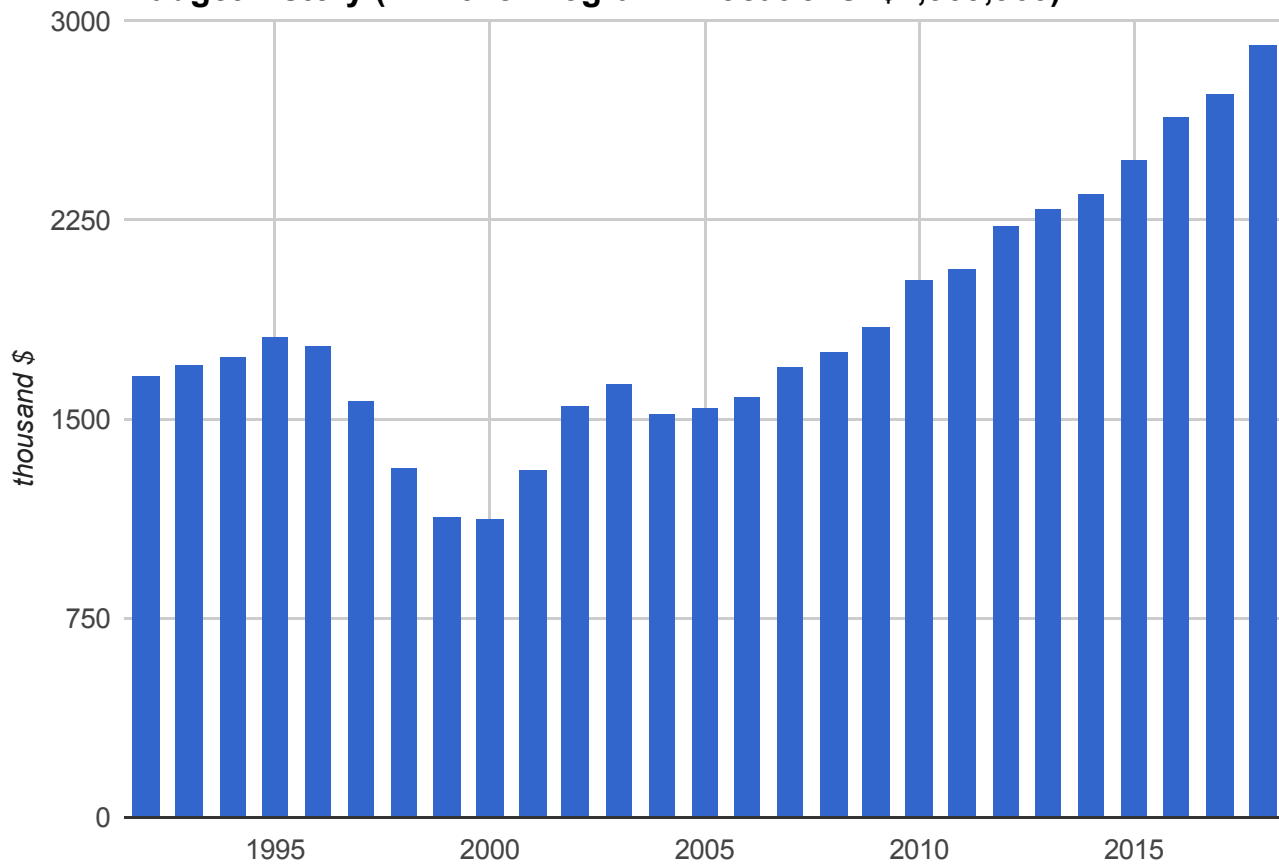
The efforts of the Power Division in Fiscal Year 2017 and Fiscal Year 2018 will focus on implementing the Council's Seventh Power Plan. Each Council Power Plan determines a resource strategy for the Pacific Northwest to ensure an adequate, reliable, and economical power system. The strategy seeks to minimize the expected cost of the region's electricity supply, while addressing the risks posed by future uncertainties such as economic activity, growth in demand for electricity, fuel prices, and environmental policies. The Council will continue working with Bonneville, utilities, state regulators and others as part of implementing the Seventh Power Plan.

The Western Interconnection has been evolving rapidly with shifts in technology, markets and coordinated regional planning for both power and transmission resources. Actions outside the Northwest in the system can have profound implications for the Northwest, and staff will monitor, as resources allow, the activities of the Columbia Grid, Northern Tier Transmission Group, the Western Electricity Coordinating Council, and the Committee on Regional Electric Power Cooperation. In addition, the California ISO and PacifiCorp are exploring a joint regional ISO market that would include parts of the Northwest. Council staff will also monitor the process of exploring and forming this market and work with others in the region to consider the implications for resource planning in the Northwest.

The division currently has one vacancy that is anticipated to be filled in 2016.



## Budget history (FY 2018 Program Allocations: \$2,909,960)



**Expenditures by Category**  
(000s omitted)

	<b>FY15 Actual</b>	<b>FY16 Budget</b>	<b>FY16 Estimate</b>	<b>FY17 Budget</b>	<b>FY17 Revised</b>	<b>FY18 Budget</b>
Compensation	\$1,250	\$1,408	\$1,384	\$1,360	\$1,510	\$1,568
Taxes, Insurance & Benefits	587	662	650	639	710	737
<b>SUBTOTAL</b>	<b>\$1,837</b>	<b>\$2,070</b>	<b>\$2,034</b>	<b>\$1,999</b>	<b>\$2,220</b>	<b>\$2,305</b>
TRAVEL						
Staff	\$64	\$92	\$92	\$94	\$94	\$94
Advisory Committees	15	2	2	2	2	2
<b>SUBTOTAL</b>	<b>79</b>	<b>94</b>	<b>94</b>	<b>96</b>	<b>96</b>	<b>96</b>
CONTRACTS (See detail Table 5)	216	265	265	415	465	300
OTHER OPERATING EXPENSES (See detail Table 5)	109	209	155	219	204	209
<b>TOTAL</b>	<b>\$2,241</b>	<b>\$2,638</b>	<b>\$2,548</b>	<b>\$2,729</b>	<b>\$2,985</b>	<b>\$2,910</b>

**Supplemental Expenditures**  
(000s omitted)

	<b>FY15 Actual</b>	<b>FY16 Budget</b>	<b>FY16 Estimate</b>	<b>FY17 Budget</b>	<b>FY17 Revised</b>	<b>FY18 Budget</b>
<b>I. CONTRACTS</b>						
A. System Analysis (Genesis)	\$128	\$150	\$150	\$300	\$300	\$100
B. Energy Efficiency	19	60	60	60	50	50
C. Economic Assessment & Forecasting	37	30	30	30	0	100
D. Transitional Staffing Support	32	25	25	25	90	0
E. Demand Response	0	0	0	0	25	50
<b>TOTAL</b>	<b>\$216</b>	<b>\$265</b>	<b>\$265</b>	<b>\$415</b>	<b>\$465</b>	<b>\$300</b>
<b>II. OTHER OPERATING EXPENSES</b>						
A. Data Subscription Service	\$77	\$55	\$75	\$55	\$55	\$55
B. Staff Development and Training	12	10	10	10	10	15
C. Advisory Committee Meetings Expense	0	25	25	20	5	5
D. Services and Supplies	10	9	9	9	9	9
E. Temp Services	5	25	25	25	25	25
F. Modeling Service	5	85	11	100	100	100
G. Power Plan - Printing	0	0	0	0	0	0
<b>TOTAL</b>	<b>\$109</b>	<b>\$209</b>	<b>\$155</b>	<b>\$219</b>	<b>\$204</b>	<b>\$209</b>

# Fish and Wildlife Division

The Council's continuing role in protecting and enhancing fish and wildlife affected by hydropower dams of the Columbia River Basin is reflected in the budget proposed for the fish and wildlife division for 2015-2016. The primary division activities for Fiscal Years 2017 and 2018 include:

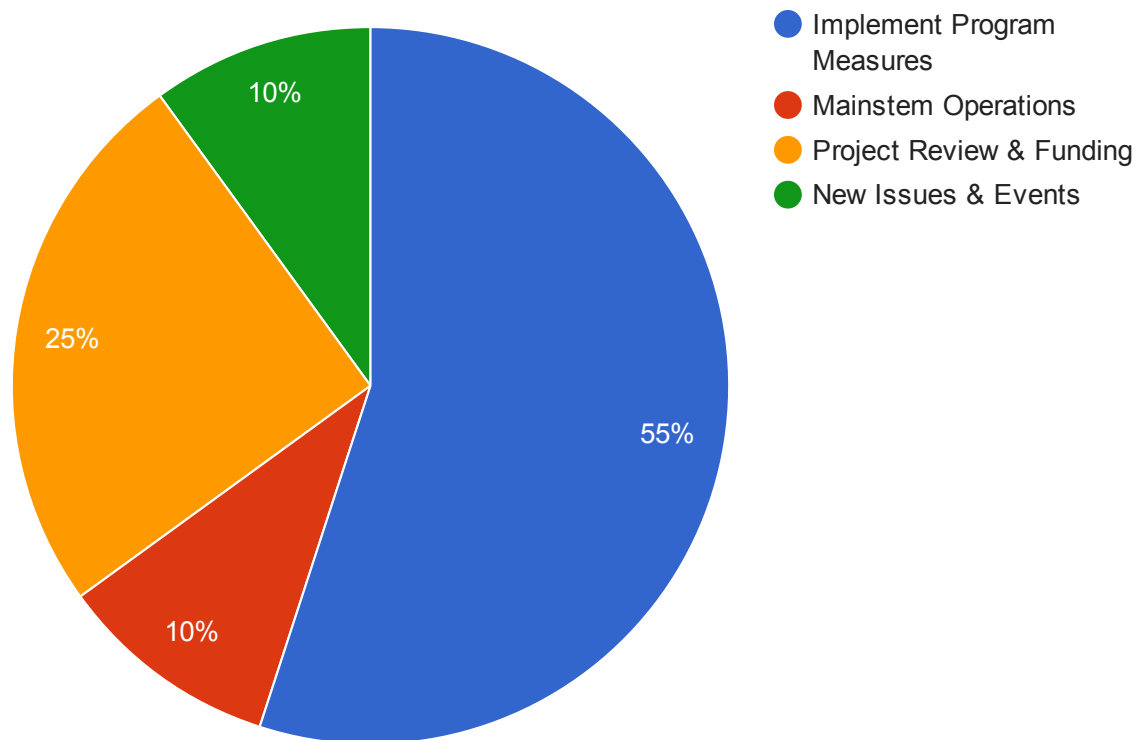
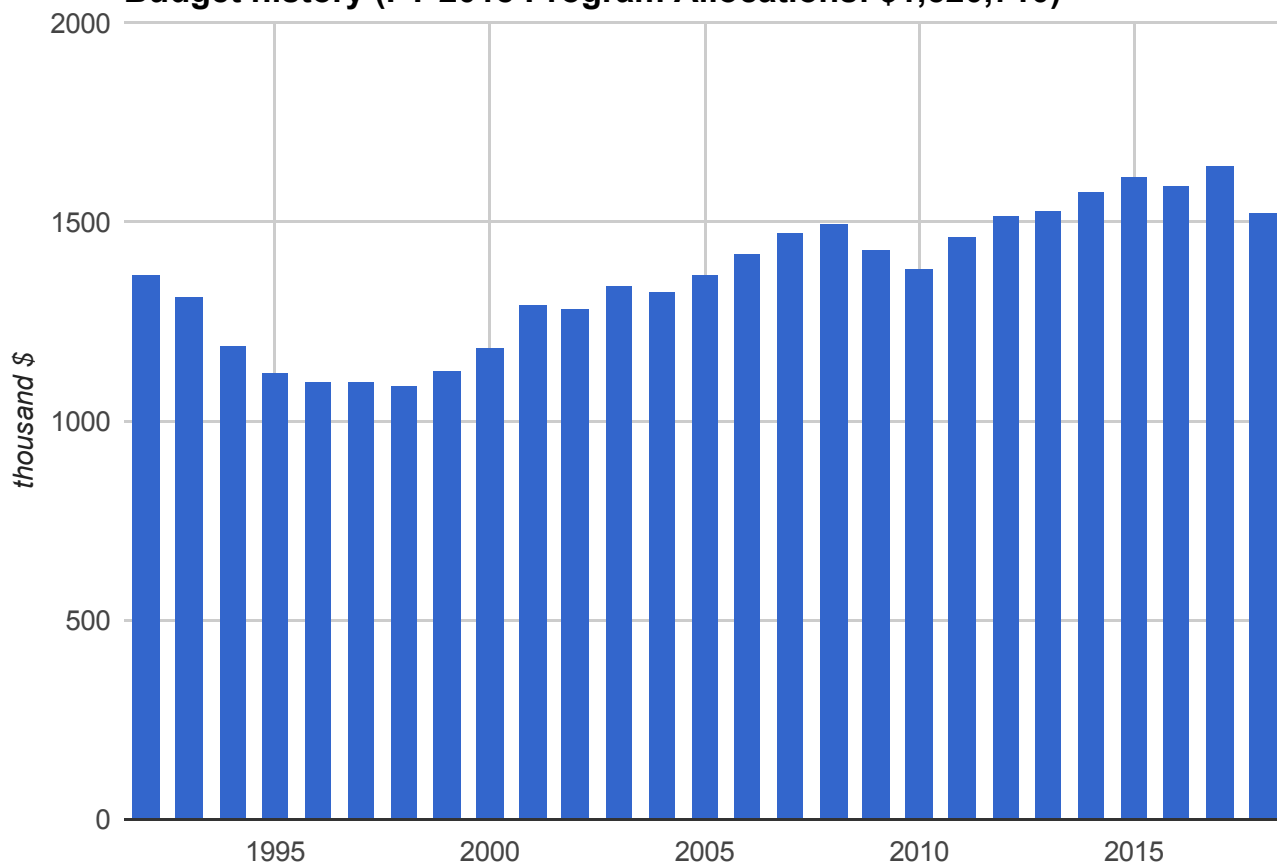
Streamline independent scientific and staff reviews and implement the 2014 Fish and Wildlife Program. The program incorporates new emerging priorities, ongoing commitments, and other work and issues. In collaboration with Bonneville and the tribes, states, and federal agencies develop an investment strategy that assures funding to identified program priorities. Particular focus will be on fishways, fish screens, bypass systems, ladders, wildlife lands, hatcheries and habitat projects. Implementation workgroups, including a cost savings workgroup, some led by fish and wildlife committee members and supported by staff, are working to inform strategic directions of implementation of the program. Work will continue with NOAA fisheries and the regions' federal, state and tribal fish and wildlife managers to develop fish and wildlife program goals and objectives for: 1) natural spawning adult salmon and steelhead; 2) propagation facilities salmon and steelhead; 3) other anadromous fish and resident fish and wildlife; 4) ecosystem function; and 5) public engagement.

Through the Coordinated Assessments and PNAMP processes the Council will work with others to modernize and streamline data management to answer priority management questions. Convene and facilitate Regional Coordination Forum meetings at least once a year. The RCF will consist of coordinating entities, action agencies and federal fish and wildlife agencies, as well as interested others. Continue working on specific measures to deal with emerging issues (non-native species, predation, reintroduction to blocked areas, floodplain restoration efforts, ecological interactions, climate change, and toxics) addressed in the program. Develop an updated draft fish and wildlife research plan in collaboration with the ISAB and the region, to identify, prioritize, and generally guide the program's scientific research. Also, staff coordinates the work of and assists the IEAB in gathering and synthesizing information.

Monitor the Federal Energy Regulatory Commission licensing and relicensing proceedings and comment or intervene where appropriate in particular when protected areas identified in the program are involved.

The division has a vacancy that will be filled in mid FY2016.

## Budget history (FY 2018 Program Allocations: \$1,520,710)



**Expenditures by Category**  
(000s omitted)

	<b>FY15 Actual</b>	<b>FY16 Budget</b>	<b>FY16 Estimate</b>	<b>FY17 Budget</b>	<b>FY17 Revised</b>	<b>FY18 Budget</b>
Compensation	\$860	\$938	\$842	\$970	\$867	\$893
Taxes, Insurance & Benefits	352	441	396	456	407	420
<b>SUBTOTAL</b>	<b>\$1,212</b>	<b>\$1,379</b>	<b>\$1,238</b>	<b>\$1,426</b>	<b>\$1,274</b>	<b>\$1,313</b>
TRAVEL						
Staff	\$43	\$59	\$48	\$61	\$61	\$61
Advisory Committees	0	4	4	4	4	4
<b>SUBTOTAL</b>	<b>43</b>	<b>63</b>	<b>52</b>	<b>65</b>	<b>65</b>	<b>65</b>
CONTRACTS (See detail Table 7)	99	145	145	140	140	135
OTHER OPERATING EXPENSES (See detail Table 7)	8	8	8	8	8	8
<b>TOTAL</b>	<b>\$1,362</b>	<b>\$1,595</b>	<b>\$1,443</b>	<b>\$1,639</b>	<b>\$1,487</b>	<b>\$1,521</b>

**Supplemental Expenditures**  
(000s omitted)

	<b>FY15 Actual</b>	<b>FY16 Budget</b>	<b>FY16 Estimate</b>	<b>FY17 Budget</b>	<b>FY17 Revised</b>	<b>FY18 Budget</b>
<b>I. CONTRACTS</b>						
A. Fish Tagging Forum	0	0	0	0	0	0
B. Other Forum Facilitation	32	40	40	40	40	40
C. Monitor Prgrm Implementation	32	15	15	15	15	15
D. Project Review	0	10	10	10	10	10
E. Program Amendment	0	0	0	0	0	0
F. IEAB	35	80	80	75	75	70
<b>TOTAL</b>	<b>\$99</b>	<b>\$145</b>	<b>\$145</b>	<b>\$140</b>	<b>\$140</b>	<b>\$135</b>
<b>II. OTHER OPERATING EXPENSES</b>						
A. Staff Development	\$4	\$4	\$4	\$4	\$4	\$4
B. Computer Equip/Software	0	0	0	0	0	0
C. Temp. Services-Data Dev.	0	0	0	0	0	0
D. Wildlife Coordination	0	0	0	0	0	0
E. Meeting Room Rent/Minutes	4	4	4	4	4	4
F. Meetings/Hearings	0	0	0	0	0	0
G. Temporary Services	0	0	0	0	0	0
H. Printing/Duplicating	0	0	0	0	0	0
<b>TOTAL</b>	<b>\$8</b>	<b>\$8</b>	<b>\$8</b>	<b>\$8</b>	<b>\$8</b>	<b>\$8</b>

# FISCAL YEAR 2018 BUDGET AND 2017 REVISIONS

## Public Affairs Division

The public affairs division's primary task is to fulfill the directive of the Northwest Power Act to inform and involve Northwest citizens about the Council's activities. Section 2(3) states a purpose of the Act is "to provide for the participation and consultation of the Pacific Northwest states, local governments, consumers, customers, users of the Columbia River System (including federal and state fish and wildlife agencies and appropriate Indian tribes), and the public at large within the region" in the Northwest's planning for electrical power and protection of fish and wildlife resources. Section 4(g)(1) of the Act requires the Council to develop "comprehensive programs" to ensure public involvement and to "inform the Pacific Northwest public of major regional power issues."

The division carries out this mandate in two important ways. First, it assists Council members, state offices, power division, and fish and wildlife division in informing the public about the Council's work and promotes public involvement. Second, the division develops and executes public information and outreach campaigns on major issues pertaining to the Council and the Columbia River Basin. Accordingly, the division is the Council's primary contact with the media and with the public. The division's publications are sources of information for interest groups and the general public. The Council's [website \(/~/\)](#) is updated regularly with Council meeting agendas and minutes, all publications released by the Council, as well as a host of other information including subbasin planning materials, fish and wildlife project information, power division reports, current reports by the Independent Scientific Advisory Board, the Independent Economic Analysis Board, the Independent Scientific Review Panel, and the Regional Technical Forum. The public is invited to comment on all reports and issue papers relevant to the Council's decisionmaking process.

The division carries out the following activities:

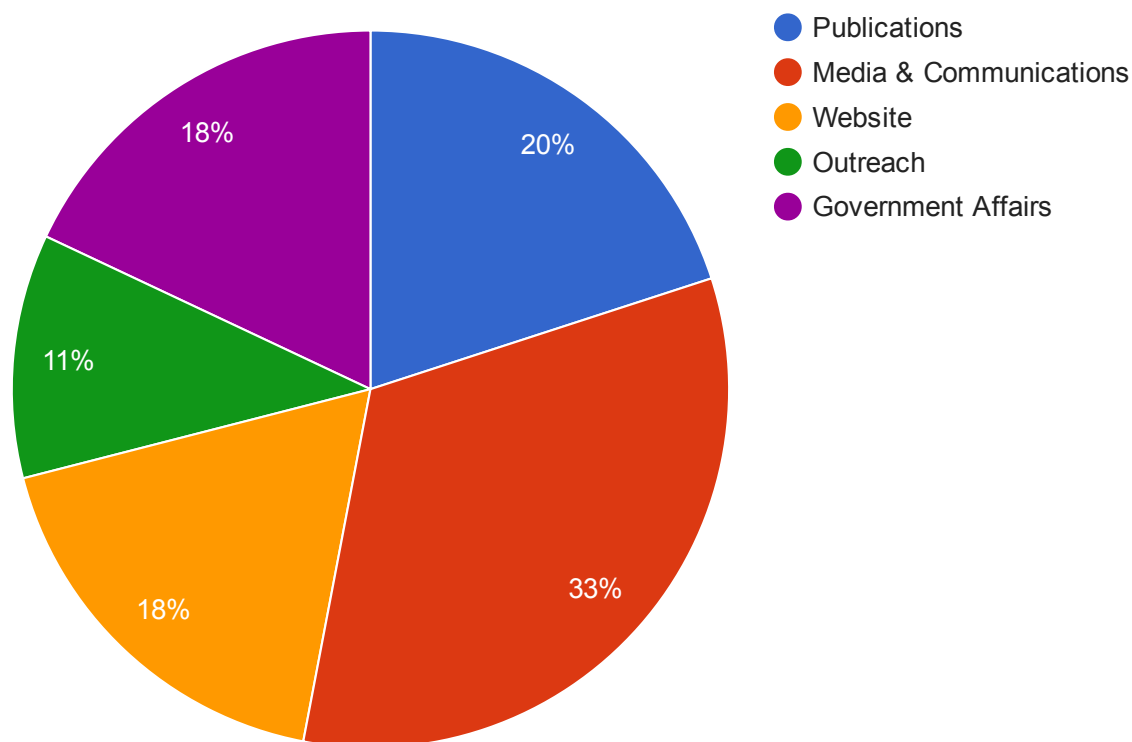
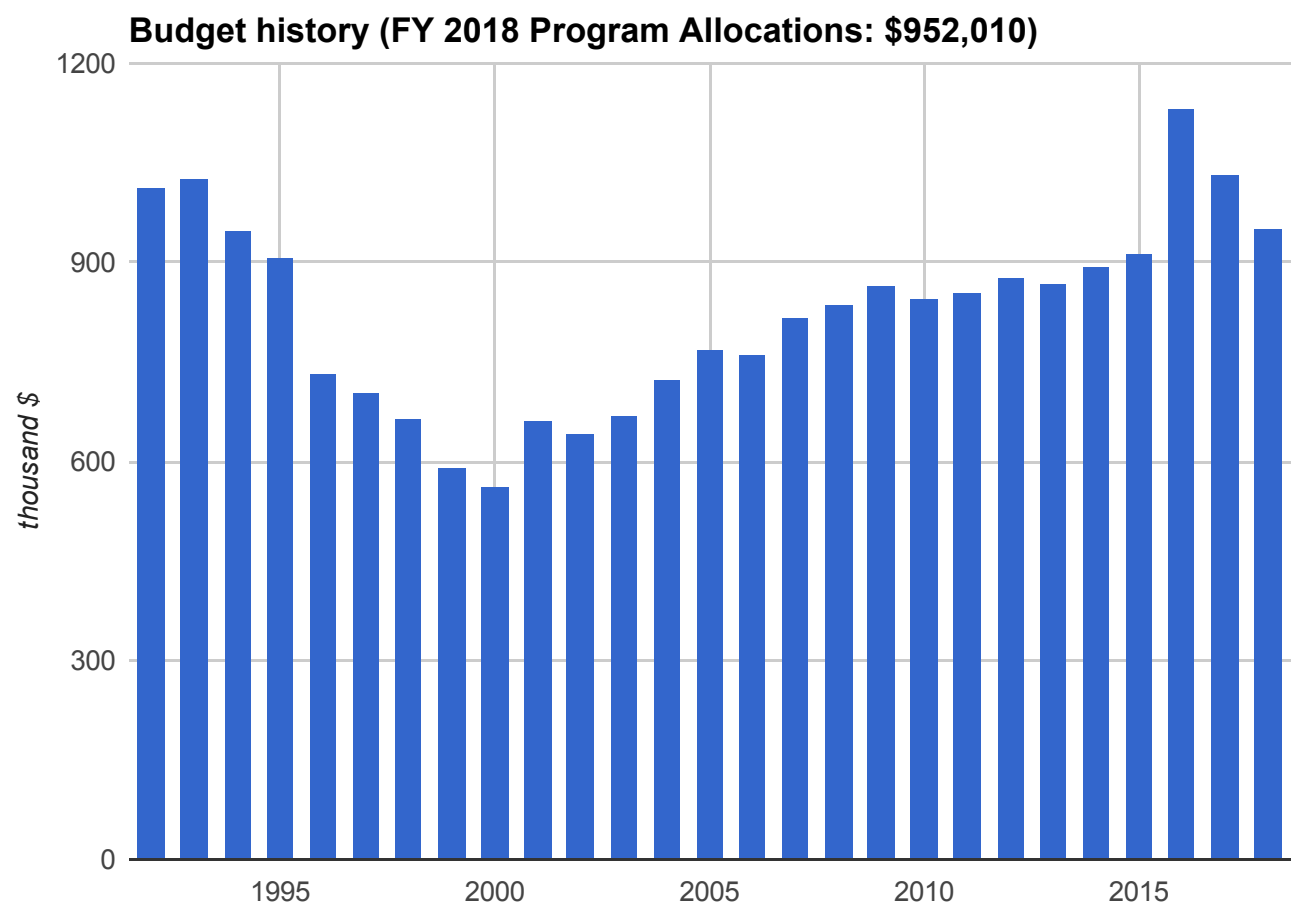
1. **Public involvement, outreach, and government relations.** The public affairs staff develops public involvement and communication plans and supports Council members and staff in carrying out public involvement activities. These include drafting and, when needed, delivering speeches; writing, editing, and proofreading; design and graphics; PowerPoint slides; video production; and handling logistics for meetings and hearings. This function also includes outreach and liaison activities to Congress, federal agencies, state legislatures, other government entities, groups interested in the Council's work, relevant entities in the Canadian portion of the Columbia Basin, and the general public.



2. **Communication tools.** Digital and print products include the Council's website, [www.nwcouncil.org](http://www.nwcouncil.org); (<http://www.nwcouncil.org>) social media platforms LinkedIn, Twitter, and Facebook; the Council blog; the *Council Spotlight*, a monthly electronic newsletter that is broadly distributed throughout the region, including to members of Congress and their staffs; the Council's *Annual Report to Congress*; brief summaries of issue papers, agenda items, and larger publications; and special publications such as issue brochures and reports to governors and legislators. The division also edits and publishes the *Northwest Power Plan*, *Columbia River Basin Fish and Wildlife Program*, *Annual Report to the Northwest Governors on Expenditures of the Bonneville Power Administration* (pertaining to fish and wildlife), and other major Council documents. The majority of the division's operating expense budget covers publishing costs (printing, postage, graphics, etc.) for Council documents. All printed publications and documents, including brochures, newsletters, important letters, memoranda and Council decision documents are posted on the Council's website. The website also contains general information about the Council's history, statutory obligations, bylaws, Council members and staff, conflict of interest rules, the Council's budget, and other information. In addition, users of the Council's website can communicate with the Council via e-mail, Facebook, and Twitter. In 2015, the Council contracted ACME Consulting to evaluate its technology needs for contacts management, collaboration software, and website development. Recommendations included initiating a request for proposal to hire a contractor to design and develop a new website. For FY 2017, \$100,000 has been added to the public affairs division budget for continued website redevelopment work.
3. **Media relations.** The division responds to media requests, briefs editors and reporters on major issues, distributes news releases, and places feature stories about the Council and its work in a variety of publications. Media activities include work with newspapers, general and trade magazines, radio, and television. The division monitors all media to keep the Council informed on the type of coverage it is getting on major issues.
4. **Public meetings.** The Council meets monthly throughout the region. In addition, public hearings, consultations with interested parties and appearances before governmental entities are scheduled on a regular basis to ensure public involvement. Staff support for Council meetings includes writing statements and presentations, preparing audio/visual aids, developing handout materials, preparing media packets, announcing public hearings, making major documents available, and summarizing agenda items and Council actions for the website.
5. **Information services.** The division answers most general information calls and correspondence from the public. Information requests handled by the division range from phoned-in questions to preparing complete reports. The division also provides information to schools, civic organizations, and other interested parties.

## Staffing

One vacant FTE has been eliminated in this budget cycle. Staffing levels will remain at that decreased level in FY2017 and in FY2018.



**Expenditures by Category**  
(000s omitted)

	<b>FY15 Actual</b>	<b>FY16 Budget</b>	<b>FY16 Estimate</b>	<b>FY17 Budget</b>	<b>FY17 Revised</b>	<b>FY18 Budget</b>
Compensation	\$446	\$530	\$458	\$550	\$470	\$483
Taxes, Insurance & Benefits	185	249	215	259	221	227
<b>SUBTOTAL</b>	<b>\$631</b>	<b>\$779</b>	<b>\$673</b>	<b>\$809</b>	<b>\$691</b>	<b>\$710</b>
TRAVEL						
Staff	\$21	\$30	\$30	\$30	\$30	\$30
Advisory Committees	33	30	30	30	30	30
<b>SUBTOTAL</b>	<b>\$54</b>	<b>\$60</b>	<b>\$60</b>	<b>\$60</b>	<b>\$60</b>	<b>\$60</b>
CONTRACTS (See detail Table 9)	41	200	200	50	150	50
OTHER OPERATING EXPENSES (See detail Table 9)	69	95	99	115	130	132
<b>TOTAL</b>	<b>\$795</b>	<b>\$1,134</b>	<b>\$1,032</b>	<b>\$1,034</b>	<b>\$1,031</b>	<b>\$952</b>

**Supplemental Expenditures**  
(000s omitted)

	<b>FY15 Actual</b>	<b>FY16 Budget</b>	<b>FY16 Estimate</b>	<b>FY17 Budget</b>	<b>FY17 Revised</b>	<b>FY18 Budget</b>
I. CONTRACTS						
A. Annual Report Printing	\$0	\$0	\$0	\$0	\$0	\$0
B. Public Info/Invol Project	2	0	0	0	0	0
C. Website Redevelopment	39	200	200	50	150	50
D. Digital Media Database	0	0	0	0	0	0
<b>TOTAL</b>	<b>\$41</b>	<b>\$200</b>	<b>\$200</b>	<b>\$50</b>	<b>\$150</b>	<b>\$50</b>
II. OTHER OPERATING EXPENSES						

A. Online Advertising	\$0	\$2	\$5	\$2	\$2	\$2
B. Graphic Design of Publications	3	0	0	30	40	40
C. Other Printing	0	25	25	25	25	25
D. Photos/Processing	0	3	1	3	3	5
E. Public Meetings	11	0	0	0	0	0
F. Staff Development	2	1	1	1	1	1
G. Postage and Mailing	0	2	0	2	2	2
H. Information Services	27	24	24	24	24	24
I. Reference Material/Subscrip.	25	20	25	20	25	25
J. Temporary Services	0	0	0	0	0	0
K. Services and Supplies	1	8	8	8	8	8
L. Digital Conversion of F&W Data	0	10	10	0	0	0
<b>TOTAL</b>	<b>\$69</b>	<b>\$95</b>	<b>\$99</b>	<b>\$115</b>	<b>\$130</b>	<b>\$132</b>

# Legal Division

The Legal Division provides legal advice and representation to the Council and its staff. The Division supports the power planning, fish and wildlife, and administrative divisions in the development of Council plans, programs, policies, rules and procedures, in the negotiation of major agreements, and in the development of contracts involving substantial expenditures or significant legal issues. The Division also develops and assists in administering the Council's conflict-of-interest policies, Freedom of Information Act requests, personnel issues, and other matters.

The Legal Division is an important participant in overseeing the implementation of the Power Plan and Fish and Wildlife Program by Bonneville, the U.S. Army Corps of Engineers, the Bureau of Reclamation, the Federal Energy Regulatory Commission, and other agencies and utilities. The Division will also continue to represent the Council in appeals of its Plan, Program or other actions. The Division also assists in implementation of legal requirements for review of proposed fish and wildlife expenditures and in analyzing issues and options in the implementation of the power plan's resource strategies.

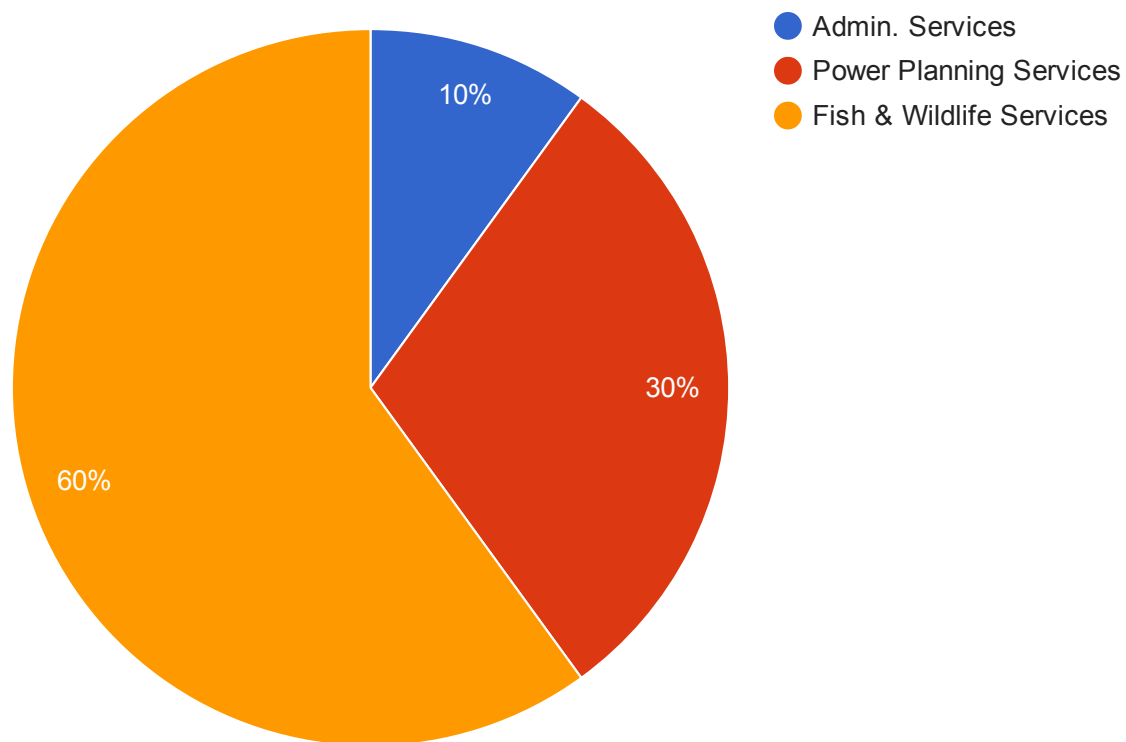
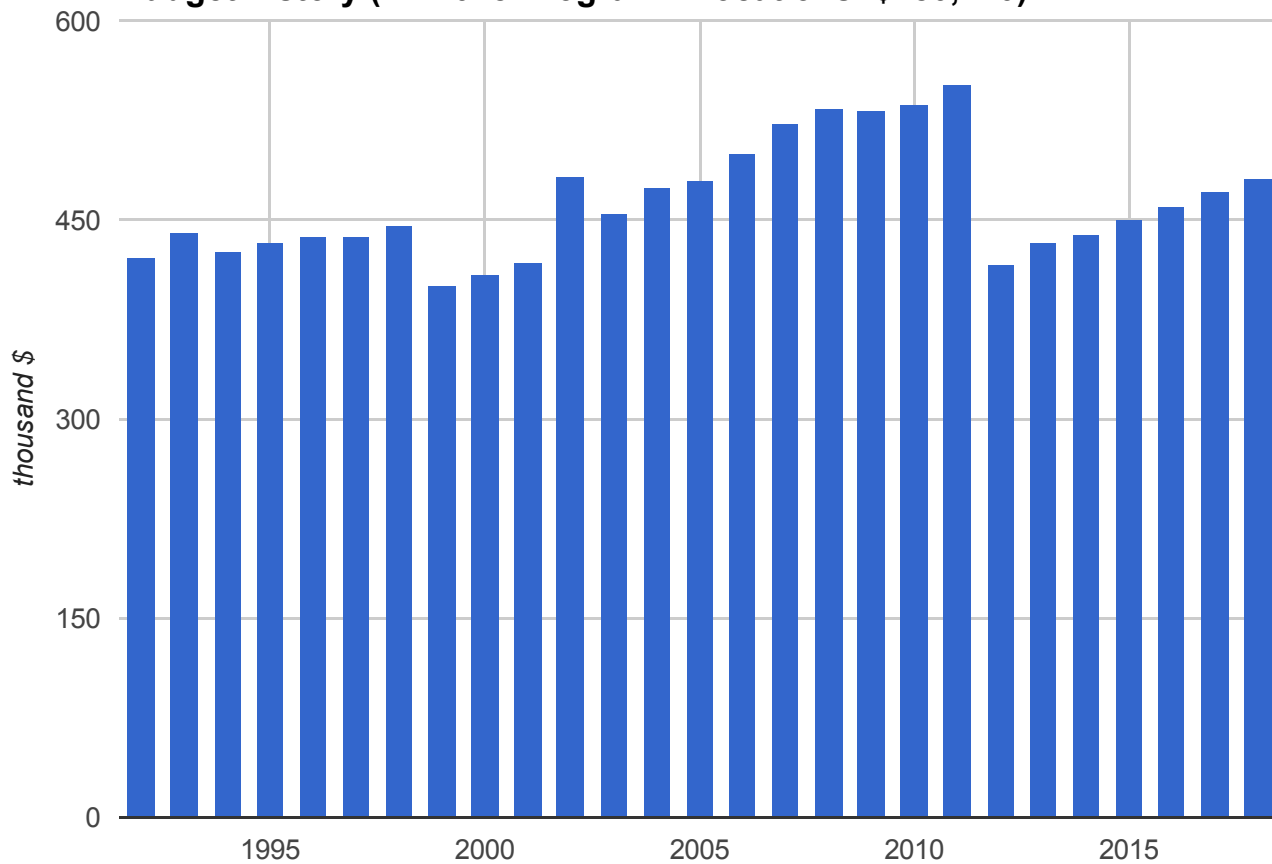
The Legal Division practices preventive law by anticipating legal issues and resolving problems in lieu of litigation, where appropriate. The division represents the Council in litigation when it does occur.

The Division also participates in conferences and educational programs related to energy and fish and wildlife.

## Staffing

Staffing is unchanged.

## Budget history (FY 2018 Program Allocations: \$480,710)



**Expenditures by Category**  
(000s omitted)

	<b>FY15 Actual</b>	<b>FY16 Budget</b>	<b>FY16 Estimate</b>	<b>FY17 Budget</b>	<b>FY17 Revised</b>	<b>FY18 Budget</b>
Compensation	\$273	\$279	\$279	\$287	\$285	\$293
Taxes, Insurance & Benefits	92	131	131	135	134	138
<b>SUBTOTAL</b>	<b>\$365</b>	<b>\$410</b>	<b>\$410</b>	<b>\$422</b>	<b>\$419</b>	<b>\$431</b>
TRAVEL						
Staff	\$9	\$24	\$17	\$24	\$24	\$24
<b>SUBTOTAL</b>	<b>\$9</b>	<b>\$24</b>	<b>\$17</b>	<b>\$24</b>	<b>\$24</b>	<b>\$24</b>
CONTRACTS (See detail Table 11)	0	8	8	8	8	8
OTHER OPERATING EXPENSES (See detail Table 11)	16	18	18	18	23	18
<b>TOTAL</b>	<b>\$390</b>	<b>\$460</b>	<b>\$453</b>	<b>\$472</b>	<b>\$474</b>	<b>\$481</b>

**Supplemental Expenditures**  
(000s omitted)

	<b>FY15 Actual</b>	<b>FY16 Budget</b>	<b>FY16 Estimate</b>	<b>FY17 Budget</b>	<b>FY17 Revised</b>	<b>FY18 Budget</b>
I. CONTRACTS						
A. Hearings	\$0	\$5	\$5	\$5	\$5	\$5
B. Outside Legal Counsel	0	3	3	3	3	3
C. Litigation Services	0	0	0	0	0	0
<b>TOTAL</b>	<b>\$0</b>	<b>\$8</b>	<b>\$8</b>	<b>\$8</b>	<b>\$8</b>	<b>\$8</b>
II. OTHER OPERATING EXPENSES						
A. Continuing Education	\$1	\$2	\$2	\$2	\$2	\$2
B. Dues & Subscriptions	7	6	6	6	11	6
C. Federal Register Notices	0	0	0	0	0	0
D. Temporary Personnel Services	8	10	10	10	10	10
<b>TOTAL</b>	<b>\$16</b>	<b>\$18</b>	<b>\$18</b>	<b>\$18</b>	<b>\$23</b>	<b>\$18</b>



# Administrative Division

The Administrative Division provides executive direction for all Council staff operations. In addition, financial, administrative, and human resources services are provided to the Legal Division, Power Planning Division, Fish and Wildlife Division, and the Public Affairs Division.

## Office of the Executive Director

For budget purposes, the Executive Director's office is included in the Administrative division function. Staff work for all Council activities is directed by the Executive Director. In addition, this office guides and coordinates Council activities with regional energy and fish and wildlife entities, as well as with congressional offices, federal agencies, and regional organizations.

## Finance and Administration

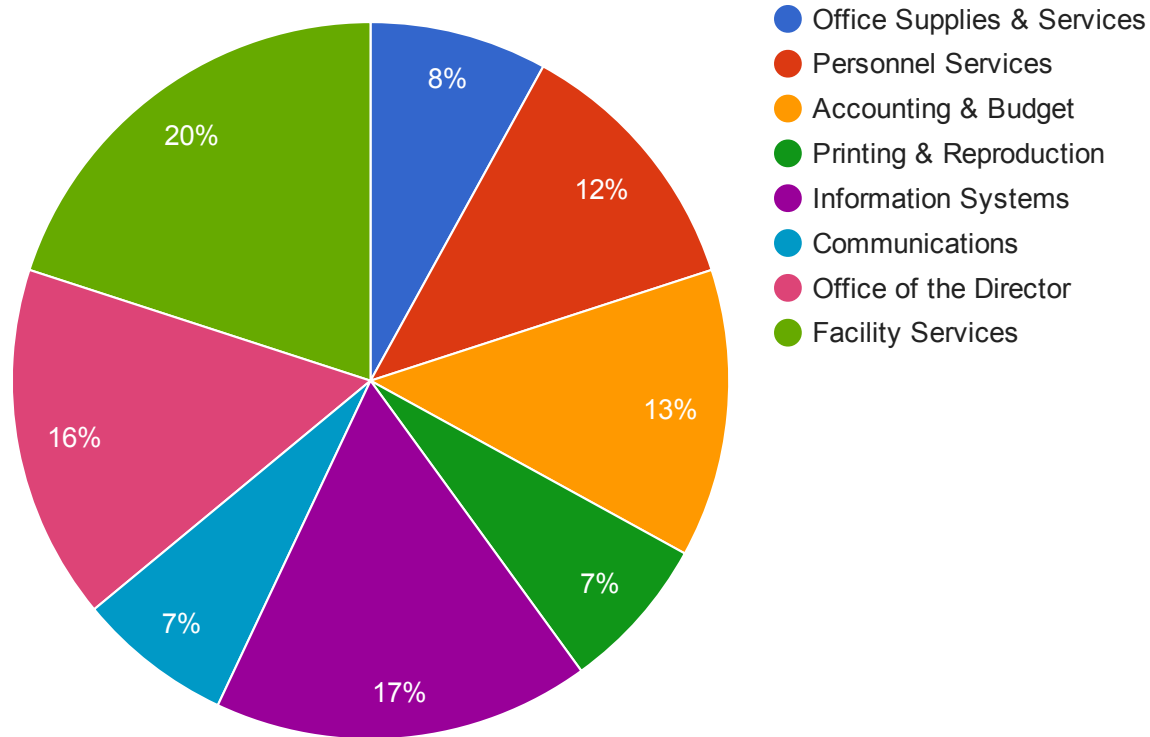
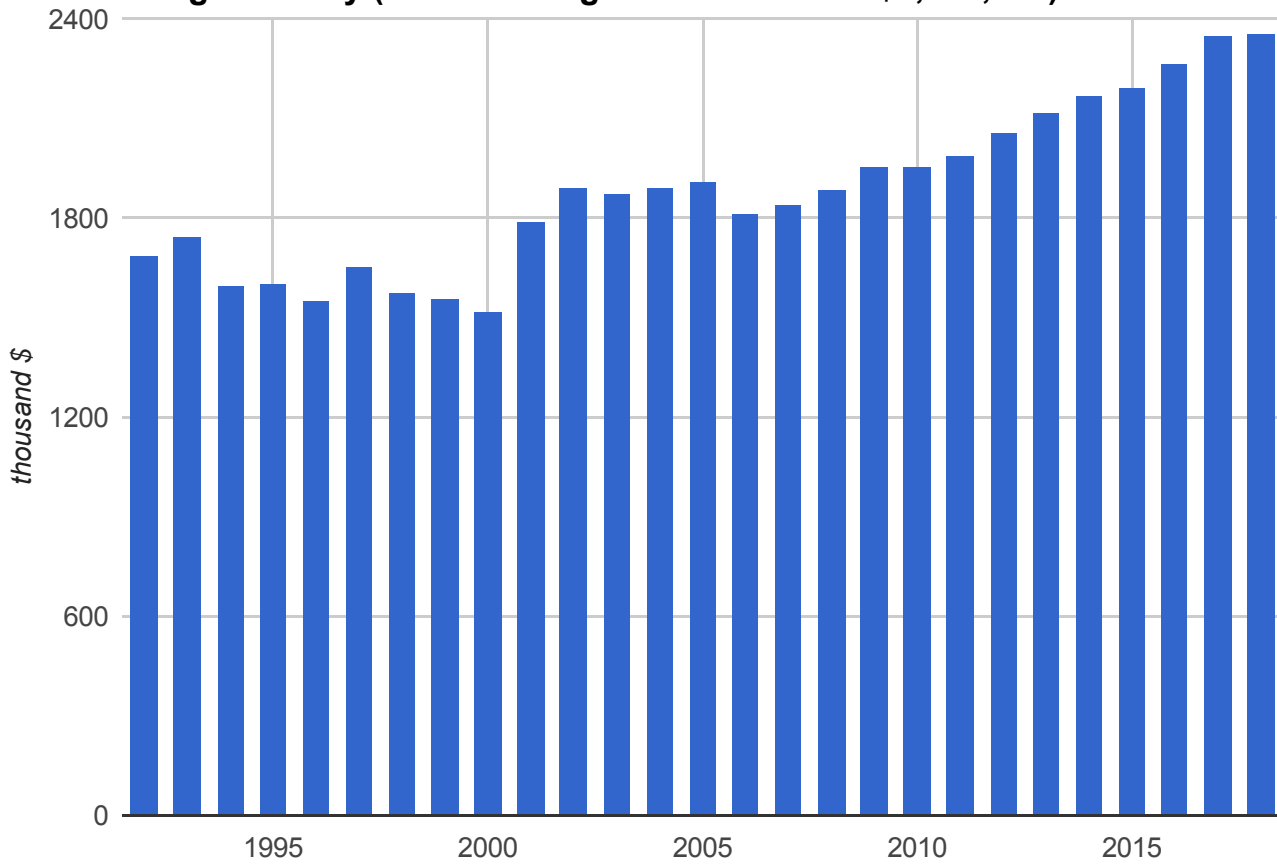
1. Financial management. Activities in this area include the operation of monthly accounts payable, payroll, Bonneville funding awards and general ledger accounting systems. Budget development (Section 4(c)(4) of the Power Act) and administration, as well as arranging for annual audits (Section 4(c)(10)) of the Council's financial records, are part of this function.
2. Contract administration. This responsibility (Section 4(a)(4)) includes establishing contract administrative records, reviewing and approving contractor invoices, and monitoring contractor costs in relation to work accomplished. Other responsibilities include amendments to contracts, review for conflict of interest and arbitration of contractor performance issues.
3. Information system support. The Council has strengthened its overall system analysis capability through the use of more advanced computerized modeling methods and database management techniques. The Council also has improved productivity with computerized business systems, Internet access, website development and desktop publishing. Related costs include two full-time staff who assist all divisions, provide state office computer support, oversee equipment maintenance agreements software leases, installation of data-storage devices, computer systems, and various computer supplies. Projected computer support requirements are studied for each division's anticipated workloads over three to five-year periods. See Appendix B for additional detail regarding the information systems budget.
4. Human resource services. This function includes responsibility for the administration of employee insurance and benefit programs, grievance procedures, Equal Employment Opportunity practices, and staff development policies. Development of salary administration procedures, employee performance appraisal policies, and the Council compensation plan (Section 4(b)(3)) also are included.
5. Administrative support. The Administrative Division provides support for Council meetings and hearings, including scheduling, room arrangements, recording, and transcription requirements.

Contract funds (\$35,000) are allocated for preparing minutes of meetings. Mail and copying services, maintenance of the Council's mailing lists, and office reception activities also are provided by the administrative staff. Contract funds (\$5,000) are used for administrative audits and studies, office systems analysis, retirement/pension plan matters, compensation/benefits planning, management audits, and information systems support. The Administrative Division also is accountable for planning office space, communication systems, office equipment systems such as mailing, copying, and computer systems, and administrative records.

## Staffing

Staffing levels remain the same in Fiscal Year 2017 and 2018.

## Budget history (FY 2018 Program Allocations: \$2,353,760)



**Expenditures by Category**  
(000s omitted)

	<b>FY15 Actual</b>	<b>FY16 Budget</b>	<b>FY16 Estimate</b>	<b>FY17 Budget</b>	<b>FY17 Revised</b>	<b>FY18 Budget</b>
Compensation	\$831	\$867	\$860	\$894	\$881	\$908
Taxes, Insurance & Benefits	435	407	404	420	414	427
<b>SUBTOTAL</b>	<b>\$1,266</b>	<b>\$1,274</b>	<b>\$1,264</b>	<b>\$1,314</b>	<b>\$1,295</b>	<b>\$1,335</b>
TRAVEL						
Staff - Admin	\$16	\$26	\$22	\$26	\$26	\$26
Staff - Data Processing	3	3	3	3	3	3
<b>SUBTOTAL</b>	<b>\$19</b>	<b>\$29</b>	<b>\$25</b>	<b>\$29</b>	<b>\$29</b>	<b>\$29</b>
CONTRACTS (See detail Table 13)	36	40	40	40	40	40
OTHER OPERATING EXPENSES (See detail Table 13)	779	920	911	967	937	950
<b>TOTAL</b>	<b>\$2,100</b>	<b>\$2,263</b>	<b>\$2,240</b>	<b>\$2,350</b>	<b>\$2,301</b>	<b>\$2,354</b>

**Supplemental Expenditures**  
(000s omitted)

	<b>FY15 Actual</b>	<b>FY16 Budget</b>	<b>FY16 Estimate</b>	<b>FY17 Budget</b>	<b>FY17 Revised</b>	<b>FY18 Budget</b>
I. CONTRACTS						
A. Meeting Minutes	\$26	\$35	\$35	\$35	\$35	\$35
B. Administrative Review	\$10	0	0	0	0	0
C. Outside Legal Services	0	5	5	5	5	5
<b>TOTAL</b>	<b>\$36</b>	<b>\$40</b>	<b>\$40</b>	<b>\$40</b>	<b>\$40</b>	<b>\$40</b>
II. OTHER OPERATING EXPENSES						
A. Employee Recruiting	\$0	\$10	\$10	\$40	\$40	\$20
B. Staff Development	5	5	5	5	5	10
C. Office Supplies	23	25	25	25	25	25
D. Freight	9	8	8	8	8	8
E. Telephone	46	45	46	50	50	55
F. Postage	5	9	5	11	11	13
G. Payroll Processing Services	11	13	12	13	13	15
H. Reference Materials	1	1	1	1	1	1
I. Meetings	44	55	55	60	60	60
J. Rent	375	385	385	390	390	402
K. Insurance	16	20	20	20	20	22
L. Equipment Rental	55	50	55	50	50	50
M. Repair and Maintenance	0	10	10	10	10	15
N. Accounting Software/Support	0	5	5	5	5	5

O. Audit and Accounting	56	60	60	60	60	60
P. Mailing Services	0	0	0	0	0	0
Q. Furniture and Equipment	0	15	15	15	15	15
R. Record Storage	0	0	0	0	0	0
S. Temporary Services	26	35	25	35	5	5
T. Computer Serv. & Supply	107	165	165	165	165	165
U. Computer Staff Development	1	4	4	4	4	4
<b>TOTAL</b>	<b>\$780</b>	<b>\$920</b>	<b>\$911</b>	<b>\$967</b>	<b>\$937</b>	<b>\$950</b>

# State Budgets

## State Council office organization

Idaho, Montana, Oregon, and Washington passed enabling legislation authorizing state participation on the Council. Two Council members are appointed by the governor of each state (Section 4 (a)(2)(B) of the Power Act). Each state Council office is an entity of its respective state government. The central office of the Council provides the budgeting, accounting, payroll and benefits administration for state Council offices. Supplemental budget requests, if required, would be subject to the formal budget amendment process of the Council. The states of Oregon and Washington have Council offices in both the eastern and western portions of their respective states.

Each state individually budgets for those activities necessary to carry out that state's participation and responsibilities under the Act. These funds provide for the Council members' compensation, travel, staff support, and office expenses. Each state has the option to hire staff, to use outside contractors or the technical services of other state agencies to analyze the impact of the Plan and Program on the state, to develop state public information and involvement programs, and for administrative support. State budgets can vary both in the "personal services" category and the "contracts" category, depending upon the type of Council organization in each state. Use of state energy agency and/or fish and wildlife agency staff provides Council members with technical support on state policies and issues related to the Council's Fish and Wildlife Program and the Power Plan. Council members use their own staff for most technical review activities.

State Council offices carry out the following activities:

1. Represent state interests. Council members represent state interests as well as regional interests in all fish and wildlife and energy system matters. This involves establishing and maintaining close working relationships with entities within their states that have a stake in the outcome of the Council's planning efforts. These include, but are not limited to, entities that are operators of hydroelectric projects, public and private utilities, groups concerned with protection of the environment, state fish and wildlife agencies, energy regulatory agencies, and legislative and local government rulemaking bodies.
2. Technical review. Council members may require technical assistance and review capability to assess the impacts of regional issues that come before the Council on their state programs, laws, and practices. This technical review is provided by state Council staff and/or other state agency staff. Examples of regional Council issues that can affect each state differently include: implementation of the protected-areas rules in the Fish and Wildlife Program, hatchery and habitat projects, wildlife mitigation projects, and Columbia River operations for salmon recovery.
3. Public information and involvement. While the Council's central office is responsible for developing

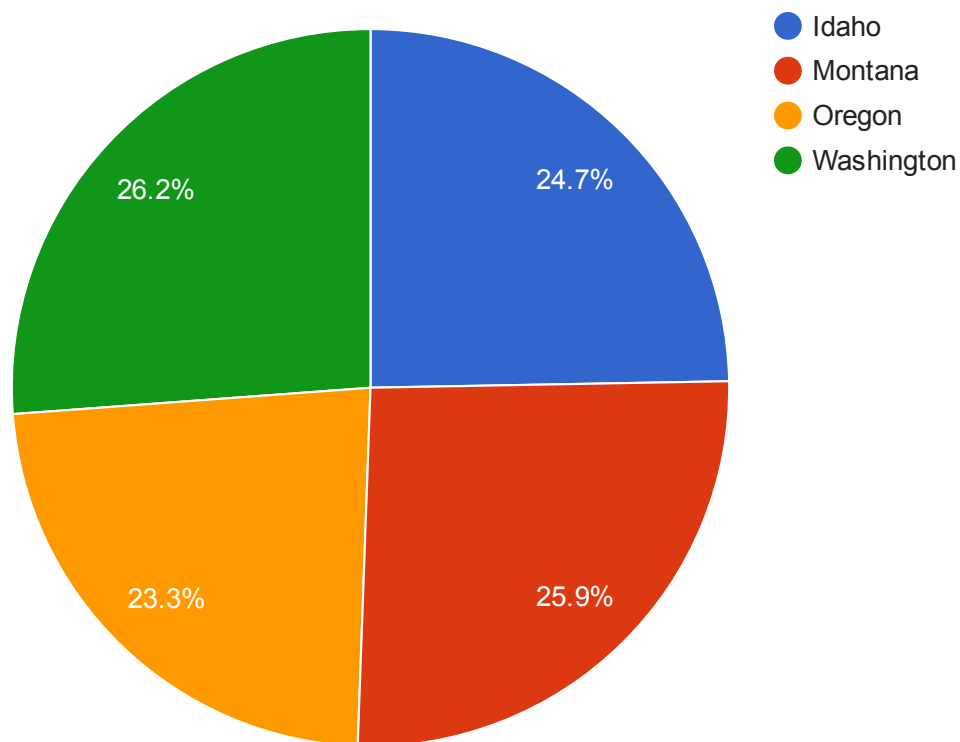
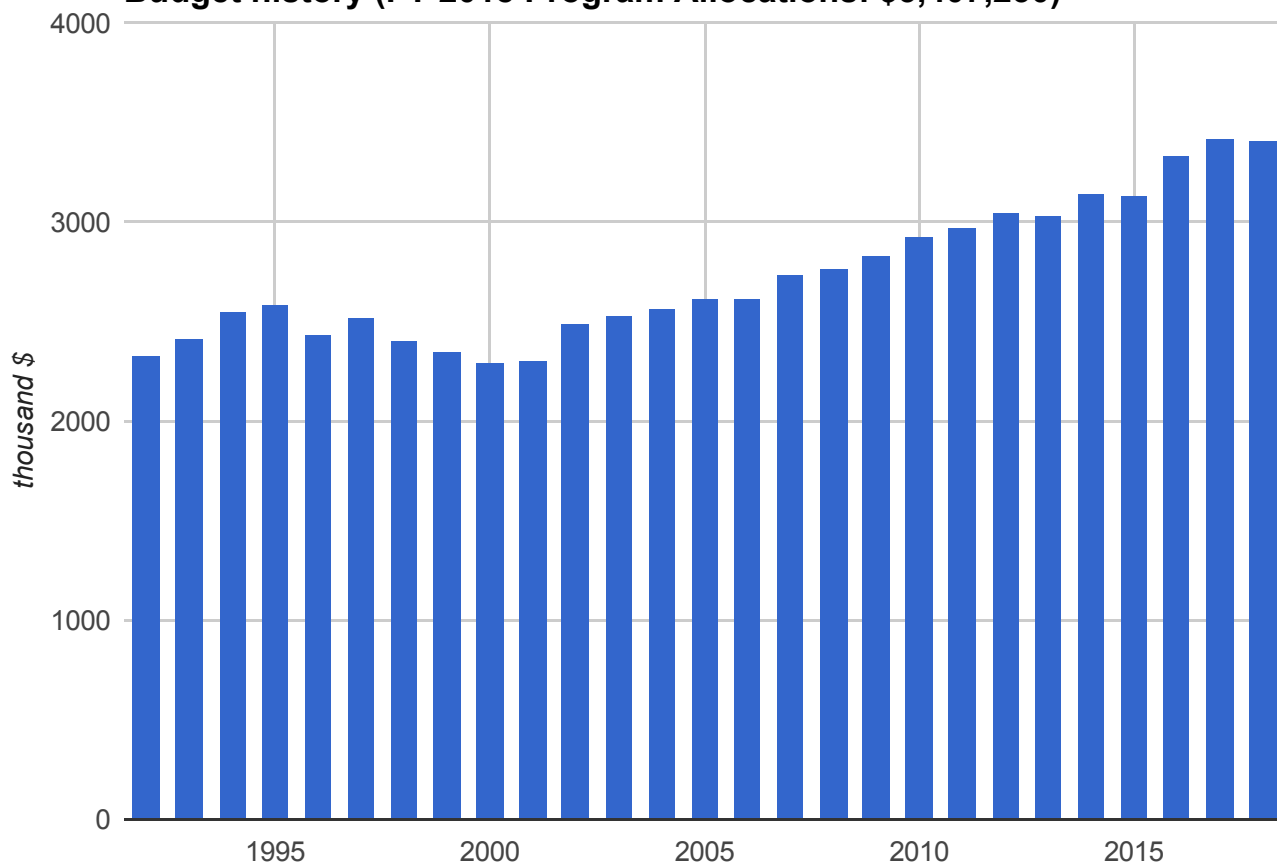
material for the Council's public information and involvement programs, each state implements public involvement activities that are focused on Council issues that have a specific impact in that state. In addition, each state may use local advisory committees and town hall meetings for consultations on certain aspects of the Council's planning. This also can involve preparation of information regarding statewide energy and fish and wildlife issues. State public information and involvement activities are provided by state Council staff or with the assistance of other state agencies.

4. Administrative support. Council members and their secretarial/clerical staff are provided office space and office services (telephone, supplies, copier, and computer support) sometimes by a state agency such as the governor's office or energy office. Fiscal services such as payroll, accounts payable, budget, and audit also can be provided, although these are often provided by the Council's central office. Administrative support services are provided either on a direct-charge basis or through an approved indirect overhead rate.

Detailed budgets for each state Council office are shown below.



## Budget history (FY 2018 Program Allocations: \$3,407,230)



**FY 2018 State Budgets**  
**(000s omitted)**

	<b>Idaho</b>	<b>Montana</b>	<b>Oregon</b>	<b>Washington</b>	<b>Total</b>
Salaries	\$453	\$435	\$426	\$506	\$1,820
Taxes, Insurance & Benefits	213	244	187	223	867
<b>SUBTOTAL</b>	<b>\$666</b>	<b>\$679</b>	<b>\$613</b>	<b>\$729</b>	<b>\$2,687</b>
TRAVEL	80	85	75	70	310
CONTRACTS	30	30	11	20	91
OTHER OPERATING EXPENSES	66	87	93	73	319
<b>TOTAL</b>	<b>\$842</b>	<b>\$881</b>	<b>\$792</b>	<b>\$892</b>	<b>\$3,407</b>

**Idaho**  
**(000s omitted)**

	<b>FY15 Actual</b>	<b>FY16 Budget</b>	<b>FY16 Estimate</b>	<b>FY17 Budget</b>	<b>FY17 Revised</b>	<b>FY18 Budget</b>
Compensation	\$419	\$434	\$431	\$444	\$443	\$453
Taxes, Insurance & Benefits	200	203	203	207	208	213
<b>SUBTOTAL</b>	<b>\$619</b>	<b>\$637</b>	<b>\$634</b>	<b>\$651</b>	<b>\$651</b>	<b>\$666</b>
TRAVEL	57	83	65	84	70	80
CONTRACTS	30	30	30	30	30	30
OTHER OPERATING EXPENSES						
A. Employee Training	1	1	1	1	1	1
B. Office Supplies	2	8	4	8	8	8
C. Telephone	11	14	12	14	14	14
D. Postage	1	1	1	1	1	1
E. Office Rent	29	34	30	36	32	34
F. Dues/Subscriptions	1	1	1	1	1	1
G. Meeting Room Rental	0	1	1	1	1	1
H. Miscellaneous Expense	0	1	1	1	1	1
I. Repair/Maintain Equipment	3	5	3	5	5	5
J. Equipment Rental	0	0	0	0	0	0
<b>SUBTOTAL</b>	<b>\$48</b>	<b>\$66</b>	<b>\$54</b>	<b>\$68</b>	<b>\$64</b>	<b>\$66</b>
<b>TOTAL</b>	<b>\$754</b>	<b>\$816</b>	<b>\$783</b>	<b>\$833</b>	<b>\$815</b>	<b>\$842</b>

\*Idaho Council members receive technical and administrative support from three full-time positions. The positions primarily include energy and rates analyses, administrative program management, and secretarial support. Contract services provide for legal counsel and technical assistance, when necessary. The Council offices are located in Boise and Coeur d'Alene.

**Montana**  
**(000s omitted)**

	<b>FY15 Actual</b>	<b>FY16 Budget</b>	<b>FY16 Estimate</b>	<b>FY17 Budget</b>	<b>FY17 Revised</b>	<b>FY18 Budget</b>
Compensation	\$397	\$413	\$408	\$429	\$422	\$435
Taxes, Insurance & Benefits	237	230	240	235	242	244
<b>SUBTOTAL</b>	<b>\$634</b>	<b>\$643</b>	<b>\$648</b>	<b>\$664</b>	<b>\$664</b>	<b>\$679</b>
TRAVEL	58	85	75	85	80	85
CONTRACTS	17	30	30	30	30	30
OTHER OPERATING EXPENSES						
A. Employee Training	2	2	2	2	2	2
B. Office Supplies	11	11	11	11	11	11
C. Telephone	10	12	12	13	13	13
D. Postage	3	3	3	3	3	3
E. Office Rent	39	40	40	42	42	44
F. Dues/Subscriptions	1	1	1	1	1	1
G. Meeting Room Rental	0	1	1	1	1	1
H. Miscellaneous Expense	2	1	1	1	1	1
I. Repair/Maintain Equipment	3	3	3	3	3	3
J. Office Utilities and Maintenance	4	7	7	7	7	8
<b>SUBTOTAL</b>	<b>75</b>	<b>81</b>	<b>81</b>	<b>84</b>	<b>84</b>	<b>87</b>
<b>TOTAL</b>	<b>\$784</b>	<b>\$839</b>	<b>\$834</b>	<b>\$863</b>	<b>\$858</b>	<b>\$881</b>

\* Council members receive administrative and technical support on energy, fish and wildlife, public information and involvement activities from two full-time and one part-time positions. Other specialized services are contracted for and utilized on an as needed basis. The Council offices are located in Helena.

**Oregon**  
**(000s omitted)**

	<b>FY15 Actual</b>	<b>FY16 Budget</b>	<b>FY16 Estimate</b>	<b>FY17 Budget</b>	<b>FY17 Revised</b>	<b>FY18 Budget</b>
Compensation	\$420	\$453	\$408	\$464	\$416	\$426
Taxes, Insurance & Benefits	148	187	180	165	183	187
<b>SUBTOTAL</b>	<b>\$568</b>	<b>\$640</b>	<b>\$588</b>	<b>\$629</b>	<b>\$599</b>	<b>\$613</b>
TRAVEL	58	75	70	80	75	75
Contracts	5	11	11	11	11	11
OTHER OPERATING EXPENSES						
A. Employee Training	1	1	1	1	1	1
B. Office Supplies	2	4	2	4	2	2
C. Telephone	2	4	4	4	4	4
D. Postage	0	0	0	0	0	0
E. Office Rent	45	42	45	42	45	45
F. Dues/Subscriptions	0	1	1	1	0	0
G. Meeting Room Rental	0	0	0	0	0	0
H. Temporary Staffing Expenses	33	30	35	30	40	40
I. Repair/Maintain Equipment	0	1	1	1	1	1
J. Equipment Rental	0	0	0	0	0	0
<b>SUBTOTAL</b>	<b>83</b>	<b>83</b>	<b>89</b>	<b>83</b>	<b>93</b>	<b>93</b>
<b>TOTAL</b>	<b>\$714</b>	<b>\$809</b>	<b>\$758</b>	<b>\$803</b>	<b>\$778</b>	<b>\$792</b>

\*Oregon Council members are state employees. They receive technical support through services from two full-time positions. One additional full-time position provides administrative/secretarial support to the Council members. Some support services are provided by other state agencies. Council offices are located in Portland.

Washington  
(000s omitted)

	FY15 Actual	FY16 Budget	FY16 Estimate	FY17 Budget	FY17 Revised	FY18 Budget
Compensation	\$361	\$479	\$431	\$497	\$488	\$506
Taxes, Insurance & Benefits	181	229	190	235	215	223
<b>SUBTOTAL</b>	<b>\$542</b>	<b>\$708</b>	<b>\$621</b>	<b>\$732</b>	<b>\$703</b>	<b>\$729</b>
TRAVEL	57	75	65	75	70	70
CONTRACTS						
A. Contract Services	4	5	5	5	5	5
B. EWU Indirect	15	15	15	15	15	15
<b>SUBTOTAL</b>	<b>19</b>	<b>20</b>	<b>20</b>	<b>20</b>	<b>20</b>	<b>20</b>
OTHER OPERATING EXPENSES						
A. Employee Training	1	1	1	1	1	1
B. Office Supplies	8	5	5	5	5	5
C. Telephone	8	10	10	10	10	10
D. Postage	1	1	1	1	1	1
E. Office Rent	17	17	17	17	17	17
F. Dues/Subscriptions	0	1	1	1	1	1
G. Meeting Room Rental	0	1	1	1	1	1
H. Temporary Staffing Expenses	27	30	30	35	35	35
I. Repair/Maintain Equipment	0	2	2	2	2	2
J. Equipment Rental	0	0	0	0	0	0
<b>SUBTOTAL</b>	<b>62</b>	<b>68</b>	<b>68</b>	<b>73</b>	<b>73</b>	<b>73</b>

<b>TOTAL</b>	<b>\$680</b>	<b>\$871</b>	<b>\$774</b>	<b>\$900</b>	<b>\$866</b>	<b>\$892</b>
--------------	--------------	--------------	--------------	--------------	--------------	--------------

\*Council members represent individually the eastern and the western sides of the state with one member being paid through Eastern Washington University, Cheney, Washington. Some support services are provided by other state agencies. Three full-time and one part-time positions provide research analysis, energy policy, economics and fish and wildlife analysis, technical and administrative support. Council offices are in Olympia and Spokane.

# Fiscal Year 2017 Revised Budget

The Fiscal Year 2017 revised budget total is decreased from the budget adopted in 2015 by \$28,000.

## Central Council Budget

### Personal Services

Personal services for the central staff decreased by \$71,000 in Fiscal Year 2017 due to eliminating vacant FTE's in the public affairs and fish and wildlife divisions.

### Travel

The Fiscal Year 2017 travel budget remains the same.

### Contracts

The Fiscal Year 2017 contracting budget increases by \$150,000 to reflect increased contracting needs in the public affairs division for website redesign services and a increase in the power division as they contract for data used to update model forecasts.

### Other Operating Expenses

This category illustrates a decrease of \$25,000. This decrease reflects lower than anticipated software licensing costs for the ongoing use of the power division's new regional portfolio model and projected decreases in copying expenses.

## State Budgets

The Idaho Office revised budget for Fiscal Year 2017 decreases by \$18,000 to reflect an reductions in travel and other operating expenses.

The Montana Office revised budget for Fiscal Year 2017 decreases by \$5,000 to reflect decreased travel costs.

The Oregon Office revised Fiscal Year 2017 budget decreases by \$25,000 due to eliminating one vacant FTE, decreasing travel expense and increasing temporary service expenses.

The Washington Office revised budget for Fiscal Year 2017 decreases by \$34,000 reflecting a decrease in anticipated staffing costs and a reduction in travel expense.

The following table shows in detail the Fiscal Year 2017 budget revisions by expenditure category for each division and the state offices.



Categorical Comparisons (000s omitted)													
	Compensation			Travel			Contracts			Other Operating			Total Change
	FY17 Budget	FY17 Revision	Change	FY17 Budget	FY17 Revision	Change	FY17 Budget	FY17 Revision	Change	FY17 Budget	FY17 Revision	Change	
Central Office Divisions:													
Power Planning	\$1,999	\$2,220	\$221	\$96	\$96	\$0	\$415	\$465	\$50	\$219	\$204	(\$15)	\$256
Fish and Wildlife	1,426	1,274	(151)	65	65	0	140	140	0	8	8	0	(\$151)
Public Affairs	809	691	(118)	60	60	0	50	150	100	115	130	15	(\$3)
Legal	422	419	(3)	24	24	0	8	8	0	18	23	5	\$2
Administration	1,314	1,295	(19)	29	29	0	40	40	0	967	937	(30)	(49)
<b>Subtotal - Central</b>	<b>\$5,970</b>	<b>\$5,899</b>	<b>(\$71)</b>	<b>\$274</b>	<b>\$274</b>	<b>\$0</b>	<b>\$653</b>	<b>\$803</b>	<b>\$150</b>	<b>\$1,327</b>	<b>\$1,302</b>	<b>(\$25)</b>	<b>\$54</b>
State Offices:													
Idaho	\$651	\$651	\$0	\$84	\$70	(\$14)	\$30	\$30	\$0	\$68	\$64	(\$4)	(\$18)
Montana	664	664	0	85	80	(5)	30	30	0	84	84	0	(5)
Oregon	629	599	(30)	80	75	(5)	11	11	0	83	93	10	(25)
Washington	732	703	(29)	75	70	(5)	20	20	0	73	73	0	(34)
<b>Subtotal- State Office</b>	<b>\$2,676</b>	<b>\$2,617</b>	<b>(\$59)</b>	<b>\$324</b>	<b>\$295</b>	<b>(\$29)</b>	<b>\$91</b>	<b>\$91</b>	<b>\$0</b>	<b>\$308</b>	<b>\$314</b>	<b>\$6</b>	<b>(\$82)</b>
<b>TOTAL</b>	<b>\$8,646</b>	<b>\$8,516</b>	<b>(\$130)</b>	<b>\$598</b>	<b>\$569</b>	<b>(\$29)</b>	<b>\$744</b>	<b>\$894</b>	<b>\$150</b>	<b>\$1,635</b>	<b>\$1,616</b>	<b>(\$19)</b>	<b>(\$28)</b>

# Appendix A. Fiscal Year 2017 Revisions

## FY 2017 Budget Revisions (000s omitted)

	BUDGET	REVISION	CHANGE
Compensation	\$4,061	\$4,013	(\$48)
Other Payroll Expenses	1,909	1,886	(23)
<b>Total Compensation/Payroll</b>	<b>\$5,970</b>	<b>\$5,899</b>	<b>(\$71)</b>
Travel	274	274	0
Contracts	653	803	150
Other Operating Expenses	1,327	1,302	(25)
<b>Total Travel/Contract/Other</b>	<b>\$2,254</b>	<b>\$2,379</b>	<b>\$125</b>
Idaho	\$833	\$815	(\$18)
Montana	863	\$858	(5)
Oregon	803	\$778	(25)
Washington	900	\$866	(34)
<b>Total States</b>	<b>3,399</b>	<b>3,317</b>	<b>(82)</b>
<b>TOTAL</b>	<b>\$11,623</b>	<b>11,595</b>	<b>(\$28)</b>



# Appendix B. Information Systems

The Council began to develop its information systems capability in 1982 with the installation of the comprehensive computer models necessary to draft the first Power Plan. Since then, the Council has continued to invest in computing equipment and software programs to support power system and fish and wildlife computer models and databases, as well as the Council's growing reliance on computers for business operations and on desktop publishing, networking, and the Internet for public information and involvement activities.

The Council has integrated computers extensively into its planning activities and support services. Computers give the Council the planning capability it needs to carry out its functions and responsibilities with minimum staffing levels and limited outside contracting, as well as the communications power to interact with interested individuals, agencies, and entities around the world. Power Division staff use the Council's networking capabilities to develop, monitor, and support complex computer models and extensive databases for system analysis, decision analysis, and statistical analysis. Fish and wildlife staff coordinate with related agencies, monitor recovery programs, real-time river information, and Bonneville spending, and run fish-production and fish-passage models as well as river-reach and system-production planning databases.

## Major Applications

Examples of major information systems include:

- Fish-recovery projects monitoring process
- Council website, electronic mail service and ftp document access
- System Analysis Model and its descendants
- GENESYS resource analysis model - to evaluate system reliability.
- OLIVIA economic portfolio risk analysis
- Data bases - conservation measures, river reaches, hydropower system, administrative records, and mailing lists.

## Equipment

The Council uses a network of personal computers and Windows servers, in a cluster of Virtual hosts and data storage devices to support Council programs. Several laser and color printers support the Council's publication activities. These systems are securely connected to Internet.

The state offices also use networked personal computers for both administrative and technical support to their Council members and staff. All the state offices have access to the Internet for electronic mail and data exchange with each other and with other state agencies, organizations, and constituents.

Council staff continue to be mobilized throughout the region by use of mobile technologies such as wireless networking, remote e-mail and file access, and smartphones.

## Software

Council staff uses computers in nearly all aspects of daily work. To maintain and improve the value of staff involvement in regional planning and evaluation efforts, IT Staff plan regular updates to operating system and application software to ensure secure and compatible connections one to another and with other regional entities.

Over the past several years, staff members have exchanged some on premise software applications for Cloud based Software as a Service (SaaS) products reducing cost of maintenance and increasing readiness and availability. While these shifts have occurred in lower use small working groups, the trend continues to grow and is expected to eventually apply to all Council staff as newer Cloud based software products reach adoption.

### **Computer Systems Planning**

The Council staff identifies long-range IT systems support requirements based on three-year IT plans. The current IT plan includes continued leveraging of Virtualization in support of systems key to developing the Seventh Power plan. Increased computing capacity and ease in provisioning virtual computing resources is expected to greatly enhance overall performance of modeling and other systems enhancing staff effectiveness. Further expansion into Cloud based software and services continues to be a priority as these products and services reach maturity and become suitable to meeting the Council's needs.

All costs associated with information systems are aggregated in the following tables. The budgets for Fiscal Year 2017 revised and Fiscal Year 2018 reflect current-level staff services with some adjustment for contracted software/hardware support. Any costs associated with the replacement of current hardware/software systems will be accomplished within existing computer funding levels and/or by Council authorization for reprogramming of unexpended funds in other budget categories.

**Expenditures by Category**  
**(000s omitted)**

	<b>FY16 Estimate</b>	<b>FY17 Revised</b>	<b>FY18 Budget</b>
Compensation	\$168	\$174	\$180
Taxes, Insurance & Benefits	79	82	85
<b>SUBTOTAL</b>	<b>\$247</b>	<b>\$256</b>	<b>\$265</b>
TRAVEL			
Regional	4	3	3
Out-of-Region	0	0	0
<b>SUBTOTAL</b>	<b>\$4</b>	<b>\$3</b>	<b>\$3</b>
CONTRACTS (see next table)	0	0	0
OTHER OPERATING EXPENSES (see next table)	140	140	140
<b>TOTAL</b>	<b>\$391</b>	<b>\$399</b>	<b>\$408</b>

**Supplemental Expenditures**  
**(000s omitted)**

	<b>FY16 Estimate</b>	<b>FY17 Revised</b>	<b>FY18 Budget</b>
I. CONTRACTS			
A. Hardware/Software Support	0	\$0	\$0
<b>TOTAL</b>	<b>\$0</b>	<b>\$0</b>	<b>\$0</b>
II. OTHER OPERATING EXPENSES			
A. Equipment Maintenance Agreements	\$15	\$17	\$18
B. Staff Development	4	4	4
C. Space	5	5	5
D. Supplies	23	25	28
E. Communications	15	15	17
F. Capital Investments:			
1. Hardware	54	60	50
2. Software	24	14	18
3. Site	0	0	0
G. Temporary Technical Support	0	0	0
<b>TOTAL</b>	<b>\$140</b>	<b>\$140</b>	<b>\$140</b>

# Appendix C. Fiscal Year 2018 Budget Council Showing

## I. The Northwest Power Act

Section 4(c)(10)(A) of the Northwest Power Act directs the administrator of the Bonneville Power Administration to pay the expenses the Council determines are necessary or appropriate for the performance of its functions and responsibilities, including reimbursement to those states with members on the Council. This section also establishes a funding limitation equal to 0.02 mills multiplied by the kilowatt-hours of firm power forecast to be sold by Bonneville during the year to be funded. Upon an annual showing by the Council that such limitation will not permit the Council to carry out its functions and responsibilities under the Act, the administrator may raise such limit to any amount not in excess of 0.10 mills. The literal interpretation of the word “showing” requires that the Council provide evidence that: 1) substantiates that annual funding in the amount provided by the 0.02 mills of firm forecast power sales will not be adequate to carry out its functions under the Act; and 2) explains the basis on which additional funding is required. The Council’s budget document is intended to provide sufficient information to meet these criteria. The organization of the budget document and the level of detail provided shows how the Council intends to use the funding provided to carry out its major responsibilities under the Act.

In Fiscal Year 2018, based upon Bonneville’s forecast of firm power sales (as of 08/07/2015), the 0.02-mill funding level is \$2,493,636. The 0.10-mill funding limit is \$12,468,181. The funding requirement, as determined by the Council, for Fiscal Year 2018 is \$11,624,000, which is equal to 0.093 mills of forecast firm power sales based on the following Council functions and responsibilities.

## II. Council Functions/Responsibilities

The Council’s minimum responsibilities under the Act fall into five general categories:

1. **Northwest Power Plan.** Adopt and periodically amend a regional conservation and electric power plan that includes: energy conservation programs, 20-year forecasts of electric energy demands, 20-year power resource forecasts, cost-effective methods for providing regional reliability and reserves, and methods for determining quantifiable environmental costs and benefits (Sections 4(d) and 4(e) of the Act).
2. **Columbia River Basin Fish and Wildlife Program.** Develop, adopt, and periodically amend the Program to protect, mitigate, and enhance fish and wildlife affected by development and operation of hydroelectric projects in the Columbia River Basin. Report annually to Congress on the effectiveness of the Program and the extent to which the Program is being implemented, and assist development of Program amendments (Sections 4(h), 4(g) and 4(i)).
3. **Public information and public involvement.** Provide for the participation of the Pacific Northwest



states, local governments, consumers, customers, users of the Columbia River system (including federal and state fish and wildlife agencies and appropriate Indian tribes), and the public at large in planning for the Northwest's electric power and protection of Columbia River Basin fish and wildlife affected by hydropower. Develop and maintain comprehensive programs to inform the public of major regional power and fish and wildlife issues (Sections 2(3) and 4(g)).

4. **Other responsibilities.** In addition to the above responsibilities, the Council is directed to establish voluntary advisory committees it determines are necessary to assist in the development, collection, and evaluation of statistical, biological, economical, social, and environmental information relevant to the Council's development and amendment of a regional conservation and electric Power Plan and Fish and Wildlife Program (Section 4(c)(11) and (12)).
5. The Council is required to conduct **public meetings** throughout the region as part of its process for developing and amending the regional Power Plan and Fish and Wildlife Program (Section 4(d)(1)).
6. **Organization requirements.** In addition to the Council determining its funding requirements, the Act also provides that the Council shall determine its organization and prescribe its practices and procedures for carrying out its functions and responsibilities under the Act (Section 4(c)(4)). As part of its budget-development process, the Council publishes for public review and comment its organization chart, practices, procedures, and funding requirements associated with the above responsibilities. The Council also distributes for public review and comment its annual work plans for power planning and Fish and Wildlife Program activities. Following public comment, an annual report describing the Council's activities is published and forwarded to Congress.

### III. States' Participation

The first component of the Council's budget is the funding necessary to support each state's participation as provided by the Act. This portion of the Council's budget covers the funding for the Council members' operation of their state offices, local public involvement efforts, and technical support necessary to provide a suitable state review capability of those energy and fish and wildlife issues having a particular impact on the respective states. Oregon and Washington require that the Council offices be established in both the eastern and western portions of the states.

The states' portion of the budget for Fiscal Year 2018 is \$3,407,000, equivalent to 0.027 mills in firm power sales. See the States section for line item expenditure projections and a description of state Council activities.

### IV. Central Council – Power Division

The regional electric power and conservation planning responsibilities established by the Act are carried out by a centralized technical staff. The Power Division analyzes changing conditions and monitors implementation of the Power Plan. Outside contracting occurs to a limited extent to augment research

done by other entities or to provide technical capability that the Council does not possess. The Council conducts independent regional analysis by using computer modeling and analytical methods with data collected by outside sources (advisory committees are utilized to the extent appropriate).

The power planning portion of the Council's Fiscal Year 2018 budget is \$2,910,000, equivalent to 0.023 mills in firm power sales. See the Power Division section for line item expenses for power planning and a description of program actions.

## V. Central Council – Fish And Wildlife Division

The activities necessary for implementing of the Fish and Wildlife Program, reviewing actions of Bonneville and others to determine consistency with the Program, and developing Program amendments are conducted by a central staff of fish and wildlife specialists (excluding management and administrative support). The fish and wildlife planning efforts of the staff focus on mainstem passage and flows, system/subbasin production planning, research coordination, new hydropower development and actions by the Federal Energy Regulatory Commission, wildlife mitigation, resident fish and fish substitutions, and habitat and tributary passage. Monitoring and evaluation of Fish and Wildlife Program effectiveness, as well as facilitating the resolution of barriers to implementation of specific Program measures, are two of the most significant activities of the Fish and Wildlife Division.

The fish and wildlife portion of the Council's budget for Fiscal Year 2018 is \$1,521,000, equivalent to 0.012 mills in firm power sales. See the Fish and Wildlife Division section for line item expenditure projections and a description of the Fish and Wildlife Division program.

## VI. Central Council – Public Affairs Division

The Council's Public Affairs Division develops and maintains comprehensive programs to inform and involve the public in major regional power and fish and wildlife issues. This includes consultations with Bonneville, Bonneville customers, fish and wildlife agencies, Indian tribes, and others. Public affairs staff also: 1) coordinate contacts with Congress; 2) monitor federal appropriations and budget committee actions to implement the Fish and Wildlife Program and the energy plan; 3) provide information to congressional committees; and 4) coordinate Council testimony before House and Senate committees.

The Council maintains an extensive mailing list (more than 15,000 individuals and organizations) as a major part of its outreach efforts to inform interested parties and to solicit their participation in the Council's regional planning activities.

The principal way in which the Council attempts to reach the public is through its publications. These include a quarterly publication, Council Quarterly, an annual report to Congress, an annual report to the Governors on Bonneville spending to implement the Fish and Wildlife Program, summaries of current

Council issues, and the Council's public meeting agenda. The Council also reaches the public through the various media, including briefings for editors/reporters, Council meeting press packets, news releases, feature stories in a variety of publications and advertising the availability of the Council's major documents. The Council maintains its website where agendas, summaries of issues and activities, and all major Council publications are available.

The Public Affairs Division portion of the Council budget for Fiscal Year 2018 is \$952,000, equivalent to 0.008 mills in firm power sales. See the Public Affairs Division section for line item expenditure projections and program descriptions for public affairs.

## VII. Central Council – Legal Division

Legal services are provided by three attorneys who provide administrative support and general legal advice, as well as support for the power planning, fish and wildlife, and public information and involvement programs.

Legal advice and representation, as well as the development of Council rules and procedures, including the negotiation of contracts, are provided by the Legal Division. The division participates in scheduled revisions of the energy plan and the Fish and Wildlife Program by providing legal counsel at public hearings and consultations with interested parties, assisting and drafting amendments, and maintaining the administrative record of Council actions and rulemakings.

The Legal Division serves a necessary role in helping oversee the implementation of the Power Plan and the Fish and Wildlife Program by Bonneville, the U.S. Army Corps of Engineers, the Bureau of Reclamation, the Federal Energy Regulatory Commission, and other agencies and utilities. Legal representation of the Council in appeals of its Plan, Program, and other actions is provided, although no funding is provided for unanticipated litigation.

Administrative law support is necessary for administrative proceedings and addressing institutional legal questions, as well as ensuring that the Council adheres to the provisions of the Sunshine Act, the Freedom of Information Act, Administrative Procedures Act, government contracting practices, administrative record, and advisory committees.

The legal services portion of the Council's budget for Fiscal Year 2018 is \$481,000, equivalent to 0.004 mills of forecast firm power sales. See the Legal Division section for projection of line item expenditures and a description of specific activities.

## VIII. Central Council – Administrative Division

The Administrative Division provides the executive direction for all central Council operations and administrative and financial support for the Council.

The office of the executive director provides the direction for all staff work on Council programs and for program support services. Financial and administrative services are provided, including budget development, audits, contract management, accounting/payroll systems, and personnel administration.

The cost of management services and supplies that are applicable to all divisions are aggregated in the Administrative Division budget. The major expense components are office rent, telephone, office supplies, postage/mailing, equipment rental, audit fees, insurance, and computer support services.

The Administrative Division portion of the Council's budget for Fiscal Year 2018 is \$1,946,000 equivalent to 0.016 mills of firm power sales. See the Administrative Division section for line item expenditure projection and activity descriptions.

## IX. Central Council – Information Systems

The Council has fostered a high degree of computer integration with its planning activities and support services. Computer systems and software are necessary to give the Council the capability to carry out its functions and responsibilities with minimal staffing levels and limited outside contracting. Complex computer models and extensive data bases are operated and maintained for system analysis, decision analysis, load forecasting, and statistical analysis, as well as for hydropower system, power resource and conservation data bases. Fish and wildlife planning uses fish-production and fish-passage models, as well as river reach and system-production planning databases. The Administrative Division uses the Council's computer systems for maintaining administrative records requirements, word processing and for all accounting/budget tasks. The Council also has developed a computer communications network capability that allows computer linkage with Bonneville, certain agencies and tribes, utility organizations, state Council offices, and the Internet.

The information services portion of the Council's budget for Fiscal Year 2018 is \$408,000, equivalent to 0.003 mills of forecast firm power sales. These costs are included in the Administrative Division's budget. A more detailed description of the information systems function is contained in Appendix B of this budget document.

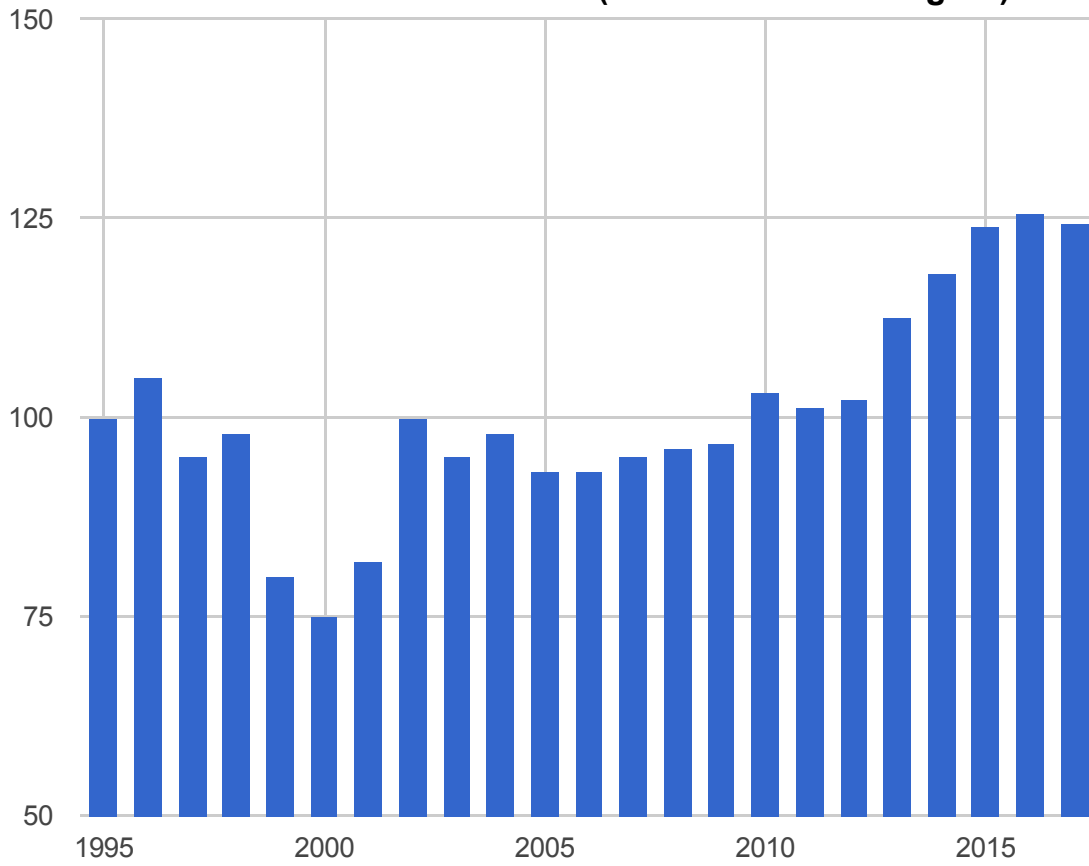
## X. Summary

Based on this showing and the supporting detailed information contained in this budget document, the Council has determined that the 0.02 mill limitation will not allow the Council to carry out its functions and responsibilities under the Act and that the following budget expenditures proposed for Fiscal Year 2018 are necessary and appropriate.

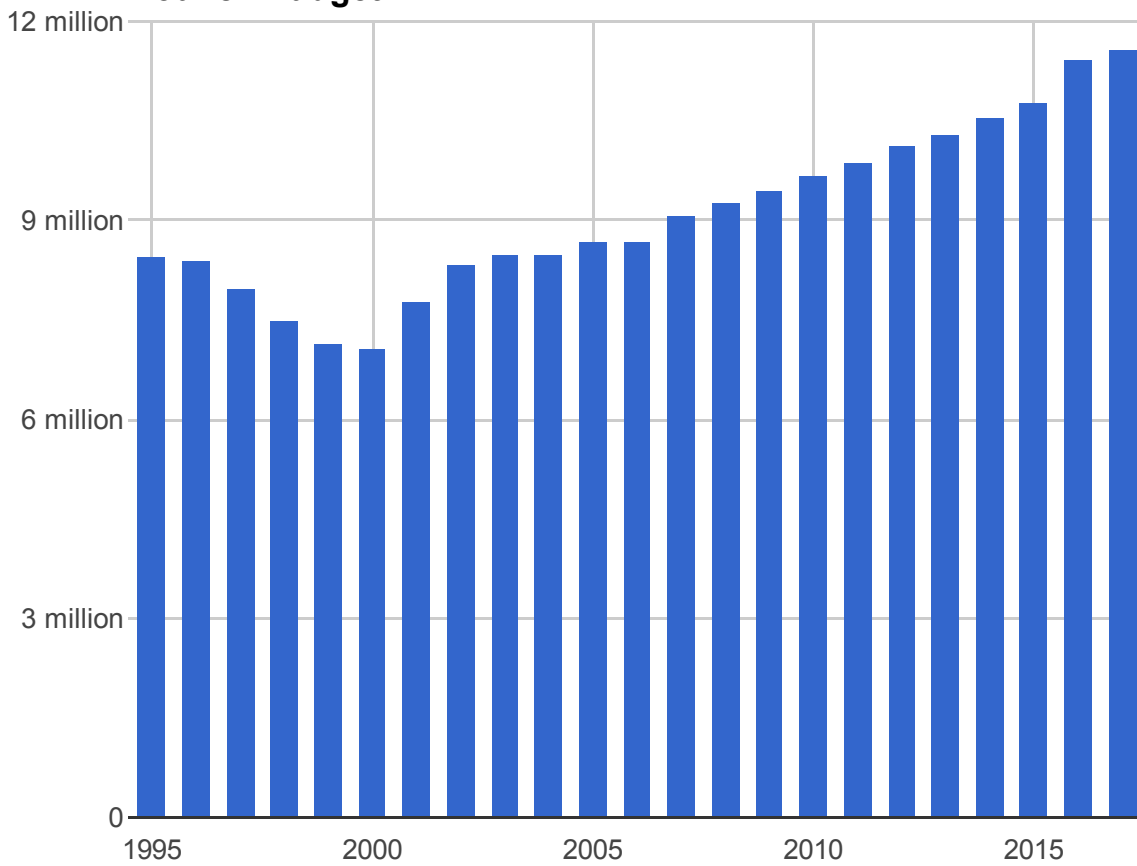
FY 2018

States participation	\$3,407,000	0.027 mills
Central Council:		
Power Planning	2,910,000	0.023 mills
Fish and Wildlife	1,521,000	0.012 mills
Public Affairs	952,000	0.008 mills
Legal	481,000	0.004 mills
Administrative	2,354,000	0.019 mills
<b>TOTAL</b>	<b>\$11,625,000</b>	<b>0.093 mills</b>

**Bonneville Forecast Firm Sales (in TWH or 1000s of gWh)**



**Council Budget**



# Mills

