

Melinda S. Eden
Chair
Oregon

Joan M. Dukes
Oregon

Frank L. Cassidy Jr.
"Larry"
Washington

Tom Karier
Washington



Jim Kempton
Vice-Chair
Idaho

Judi Danielson
Idaho

Bruce A. Measure
Montana

Rhonda Whiting
Montana

October 12, 2005

MEMORANDUM

TO: Council Members

FROM: Mark Fritsch

SUBJECT: Harvest and adult returns update

Cindy LeFleur and Dick Stone of the Washington Department of Fish and Wildlife will brief the Council on the progress of the fall Chinook run. It is anticipated the final fall Chinook returns will be summarized at the November Council meeting. In addition, it is being planned that the 2005 season for all the species will be summarized as part of the Council meeting in December or January. In order to keep information as current as possible, the presenters will distribute their presentation at the Council meeting.

w:\mf\ww\harvest\2005harvest\101105harvest memo 090605.doc

Anadromous Fish Update

- ❑ Guidelines
- ❑ Fall Season Timeline
- ❑ In-season updates
 - ❑ Run updates
 - ❑ Fishery updates
 - ❑ Management updates



Presented by:

Dick Stone

Washington Department of Fish and Wildlife



Management Guidelines

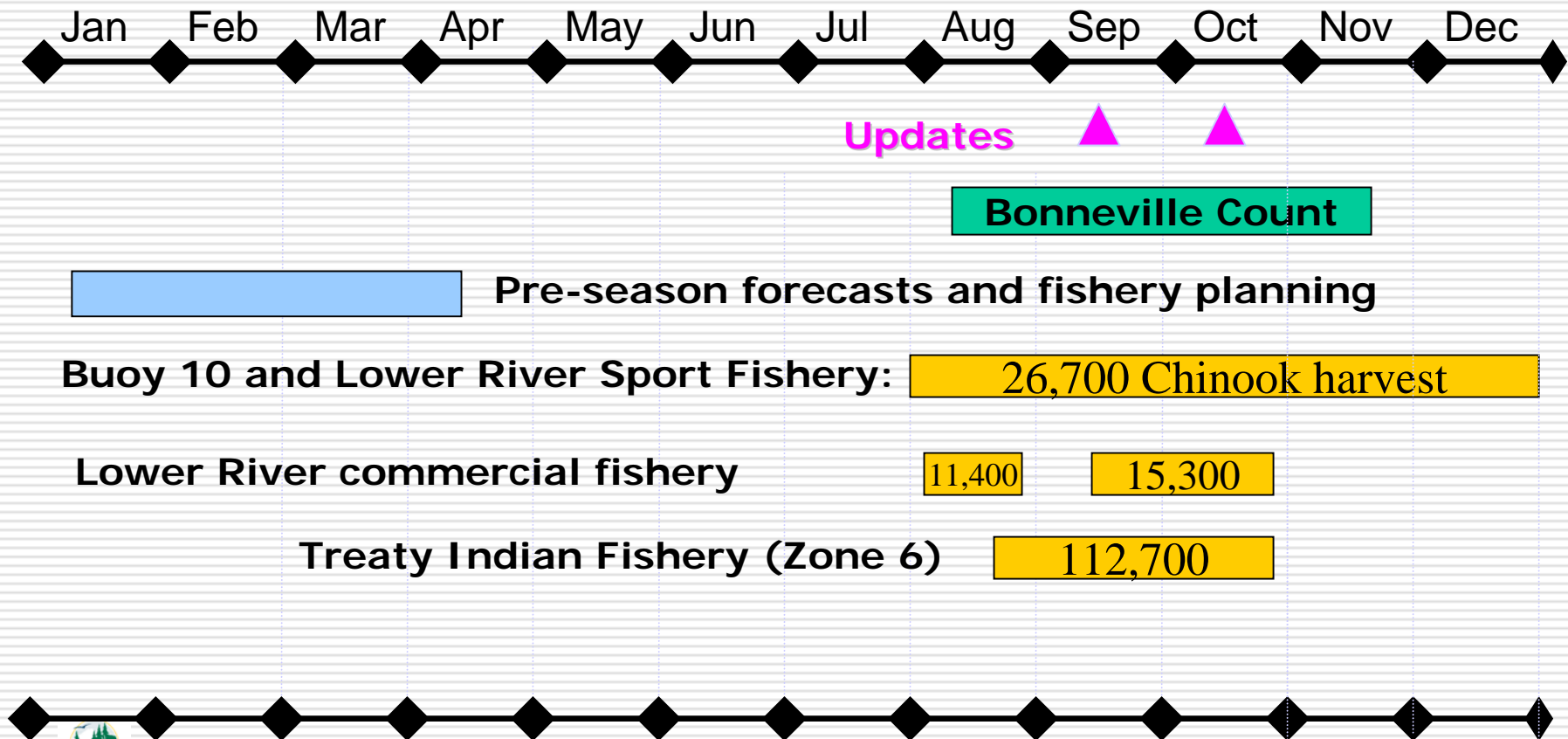
- ❑ The URB impact limit is 31.29% , allocated 23.04% to treaty-Indians and 8.25% to non-Indian fisheries.
- ❑ Current URB impacts total 28.61% , including 20.9% from Treaty Indian fisheries and 7.71% from non-Indian fisheries.
- ❑ Both fisheries are on-going.



Fall Season Timeline

2005 pre-season forecast: 671,400 Chinook (354,600 URBs)

2005 in-season forecast: 584,800 Chinook (293,400 URBs)

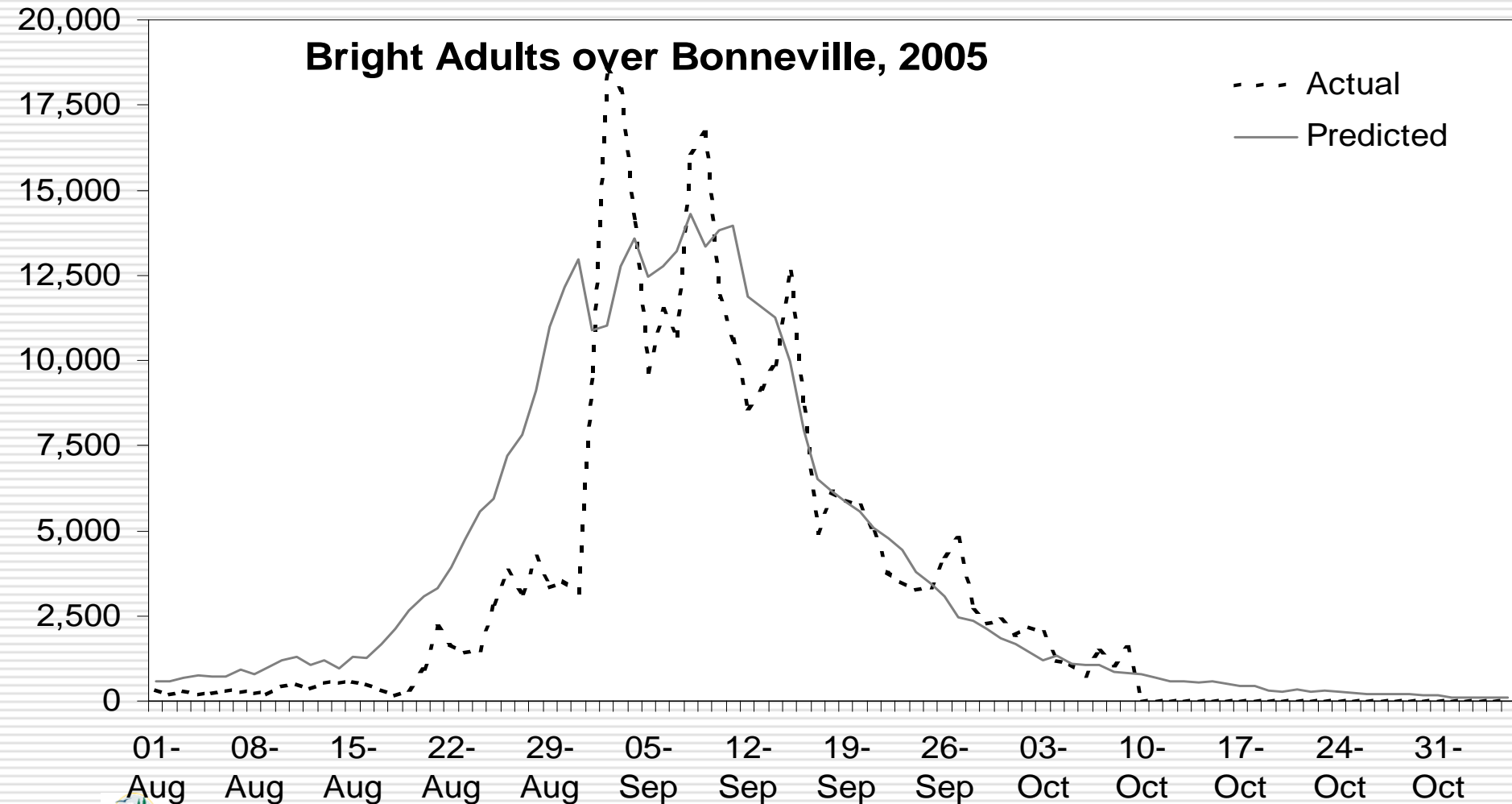


In-Season Run Updates

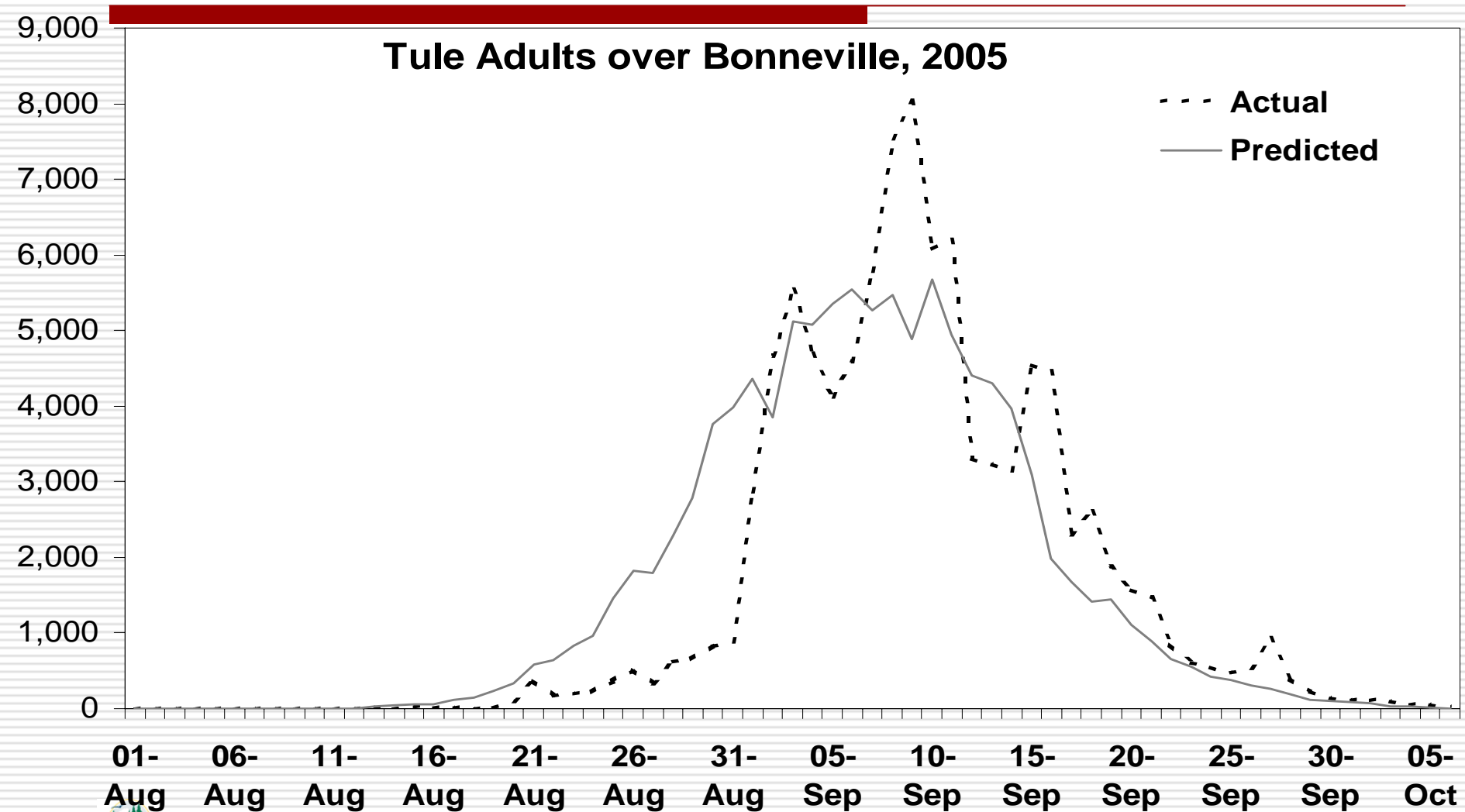
- ❑ Bonneville Dam counts through October 9th total 405,600 Chinook adults.
- ❑ Updated run sizes as of October 10th are:
 - ❑ URB = 293,400 (preseason 354,600)
 - ❑ BPH = 102,500 (preseason 115,600)
- ❑ Upriver summer steelhead:
 - ❑ 295,800 (preseason = 293,300)



Bonneville Dam Fall Chinook Brights



Bonneville Dam Fall Chinook Tules



In-Season Updates: Recreational Fisheries

- ❑ Buoy 10
 - ❑ Preseason – 12,400 Chinook.
 - ❑ In-season – about 9,200.
- ❑ Mainstem Lower Columbia
 - ❑ Preseason – 16,500 Chinook.
 - ❑ In-season – about 17,500.
- ❑ Mainstem Bonneville Dam to Hwy 395 Bridge.
 - ❑ Preseason – 1,700 Chinook.
 - ❑ In-season – about 900.



In-Season Updates: Commercial Fisheries

- ❑ Early Fall Fishery – August
 - ❑ Preseason – 13,100 Chinook.
 - ❑ In-season – 11,200 Chinook
- ❑ Late Fall Fishery-September/October
 - ❑ Preseason – 21,000 Chinook.
 - ❑ In-season- 15,300 Chinook.
 - ❑ On-going



In-Season Updates: Treaty-Indian Fishery

- ❑ Preseason – 167,500 Chinook. URB harvest rate 23.04% of run.**
- ❑ In-Season – 112,700 Chinook. URB harvest rate 20.9% of run.**



In-Season Updates: Management

- ❑ Recreational fishery-**
 - ❑ Lower Columbia River closed for Chinook retention September 18th.**
 - ❑ Buoy 10 and Zone 6 sport closed for Chinook retention October 1st.**
- ❑ Impact sharing goal of 50/50 currently at 55/45 (sport/commercial) .**



In-Season Updates: Management

- ❑ Commercial fishery –**
 - ❑ Fall Chinook impacts remaining**
 - ❑ Target sturgeon fishery this week, ~ 1,000 remain on guideline.**
 - ❑ Reviewing coho run status**
 - ❑ Coho appear to be slightly above the preseason forecast of 206,400 coho returning to the Columbia River mouth.**

