

Tom Karier
Chair
Washington

Frank L. Cassidy Jr.
"Larry"
Washington

Jim Kempton
Idaho

Judi Danielson
Idaho



Joan M. Dukes
Vice-Chair
Oregon

Melinda S. Eden
Oregon

Bruce A. Measure
Montana

Rhonda Whiting
Montana

April 27, 2006

MEMORANDUM

TO: Council Members

FROM: Mark Fritsch, Project Implementation Manager

SUBJECT: Columbia River Fishery In-season Updates

Cindy LeFleur of Washington Department of Fish and Wildlife will brief the Council on harvest management activities and run status for the 2006 fishing season. This month's update will include the 2006 spring Chinook run forecast, run status, harvest statistics and listed-stock impacts. In order to keep information as current as possible, the presenters will distribute their presentation at the Council meeting.

w:\mf\ww\harvestcounting\2006harvest\042706harvestret.doc

2006 Columbia River Spring Chinook Updates

*Presented by Robin Ehlke
Washington Department of Fish and Wildlife
May 2006*



NWPCC
May 2006

Spring Chinook Update

□ May 10, 2006

- Upriver Spring Chinook Preseason Forecasts
- ESA Impact Limits
- 2006 Fishery Management Plan
- Upriver Spring Chinook Stock Status
- Columbia River Fisheries



2006 Preseason Forecasts

□ 88,400 Upriver Chinook

■ 12,600 Upper Columbia

□ 1,600 wild

■ 46,200 Snake River

□ 14,600 wild



2006 Fishery Management Plan

- Endangered Species Act impact limits
 - Sliding scale harvest rate based on abundance
- *U.S. v Oregon* impact allocation
 - Treaty Indian and Non-Indian
- Non-Indian Allocations
 - Sport, commercial and non-treaty Indian
 - Fishery plans adopted at January 26 Compact hearing



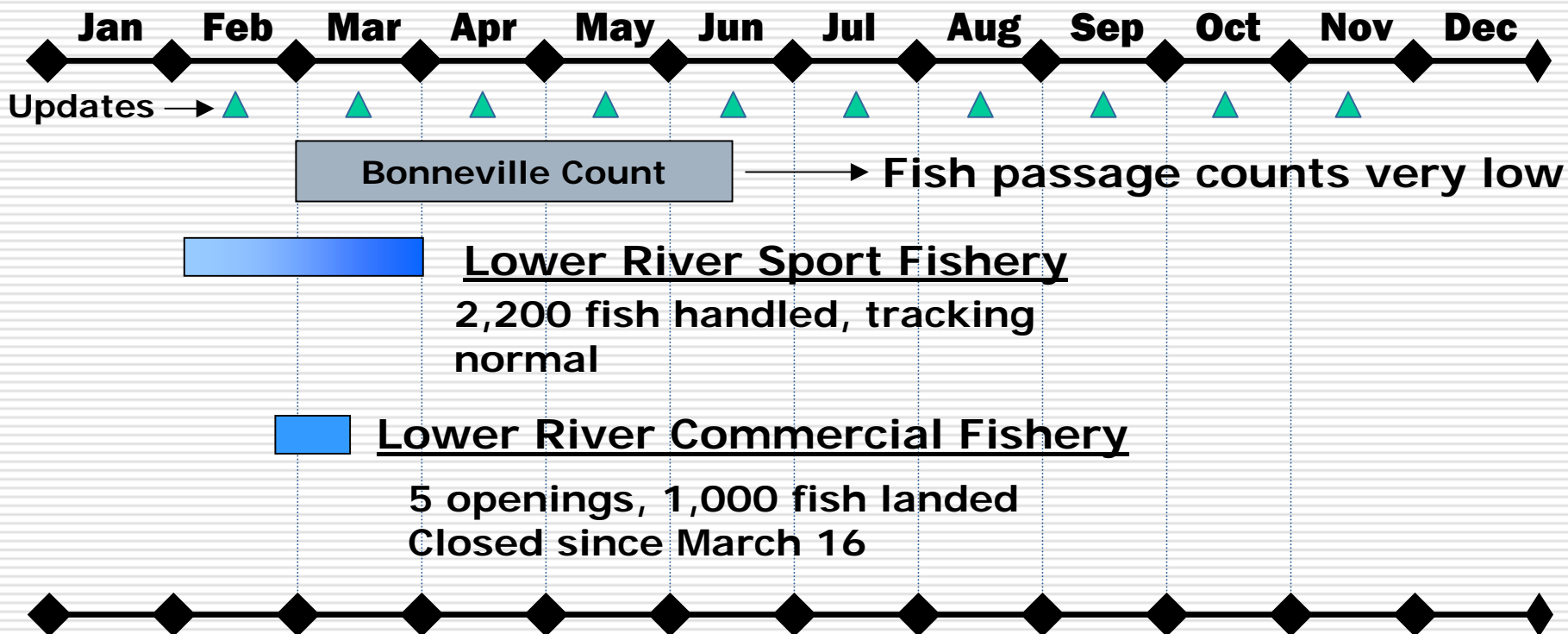
Impact Limits for 2006

- Treaty Indians 7% at 88,400
 - 6% at <55,000
- Non-Indians 2% at 88,400
 - 1.5% at <82,000
- 2% further allocated between sport and commercial fisheries
 - 57% (1.14) to sport fisheries
 - 43% (0.86) to commercial fisheries
 - Fisheries buffered by 25%



March 2006

□ Upriver Spring Chinook Salmon



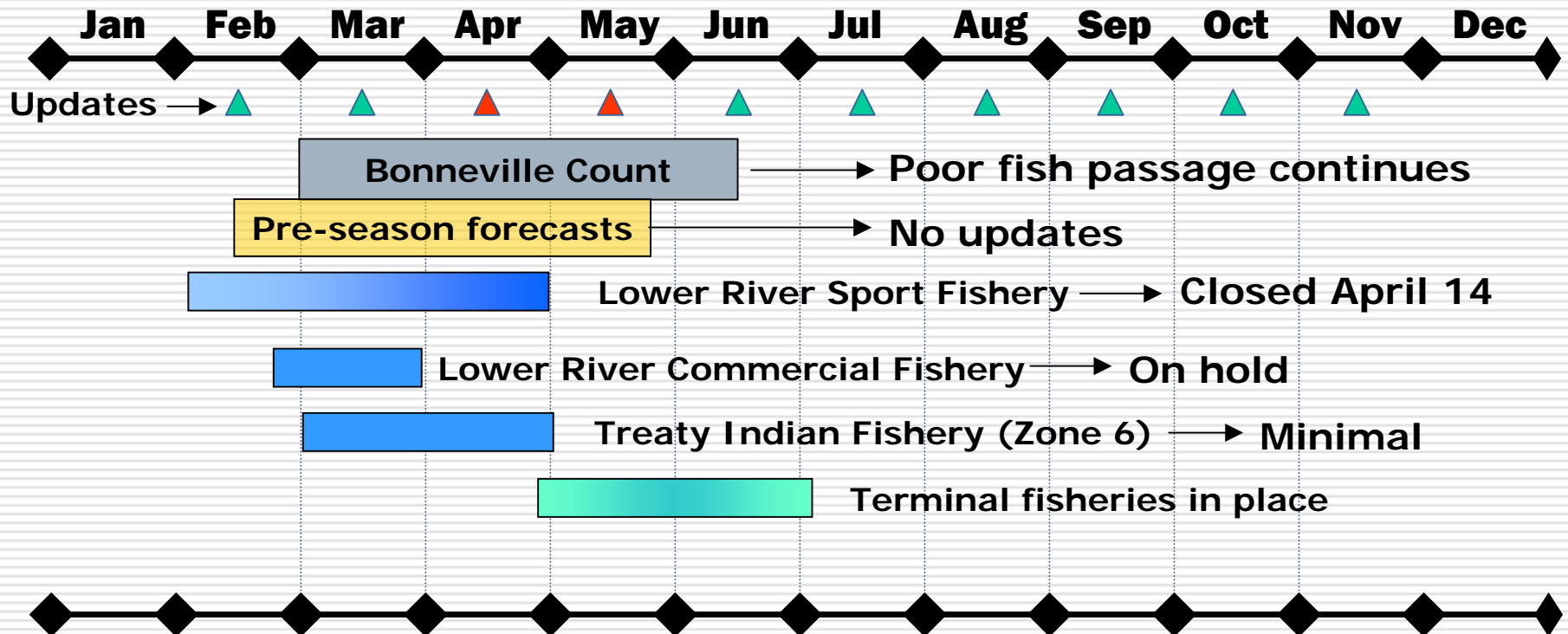
Commercial Fishery

- ❑ 5 fishing periods- Feb.28 and Mar. 15
- ❑ Landings total 1,000 Spring Chinook
 - 200 upriver fish kept
- ❑ Ex-vessel value \$6.00- \$10.00/pound
- ❑ Fishery performance less than expected
- ❑ Fishery put on hold until run update



April 2006

□ Upriver Spring Chinook Salmon



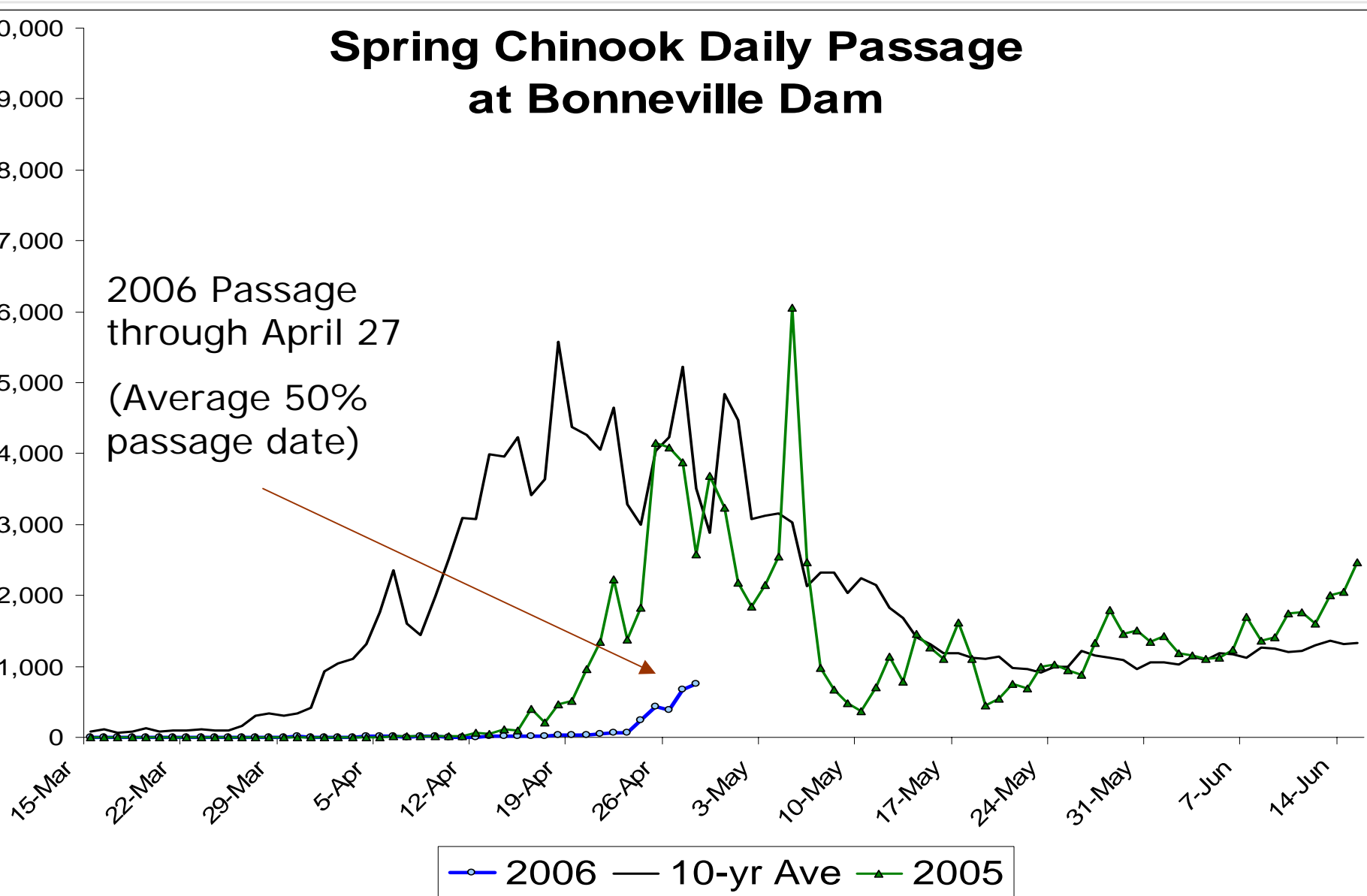
2006 Recreational Fishery

- ❑ Mainstem below Bonneville
 - Open between Buoy 10 and I-5 Bridge
 - ❑ Closed I-5 Bridge to Bonneville Dam
 - 63,000 angler trips
 - 5,500 Chinook kept (3,200 upriver)
 - Handle rate comparable to recent years
 - Closed April 14
- ❑ Bonneville Dam to McNary Dam
 - Minimal catch, low passage = low effort
 - Closed April 30



Spring Chinook Daily Passage at Bonneville Dam

2006 Passage
through April 27
(Average 50%
passage date)



April

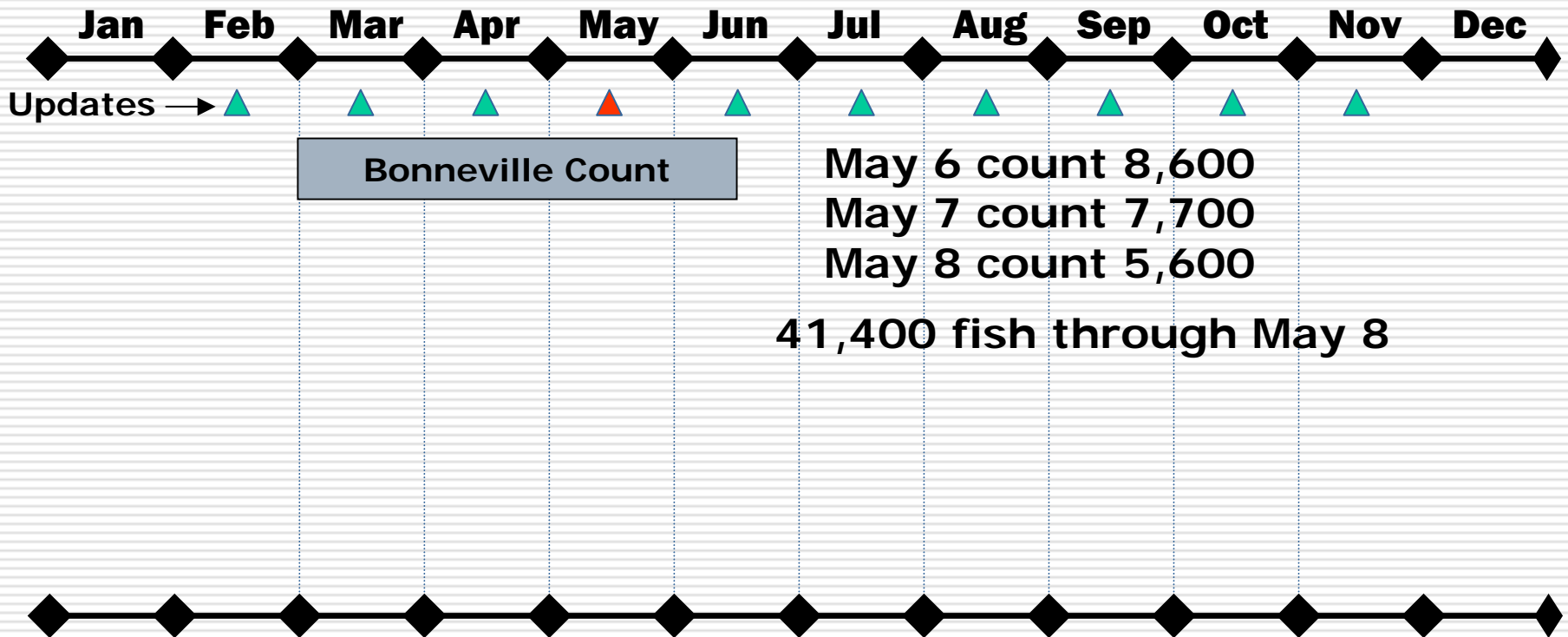
Upriver Chinook Stock Status

- ❑ Migration delayed
 - River conditions within 10-year parameters
 - Hazing of Sea Lions in place since April 2
 - SLEDs removed April 24-25, WA shore
 - LCR sport Chinook handle rate positive indicator of abundance

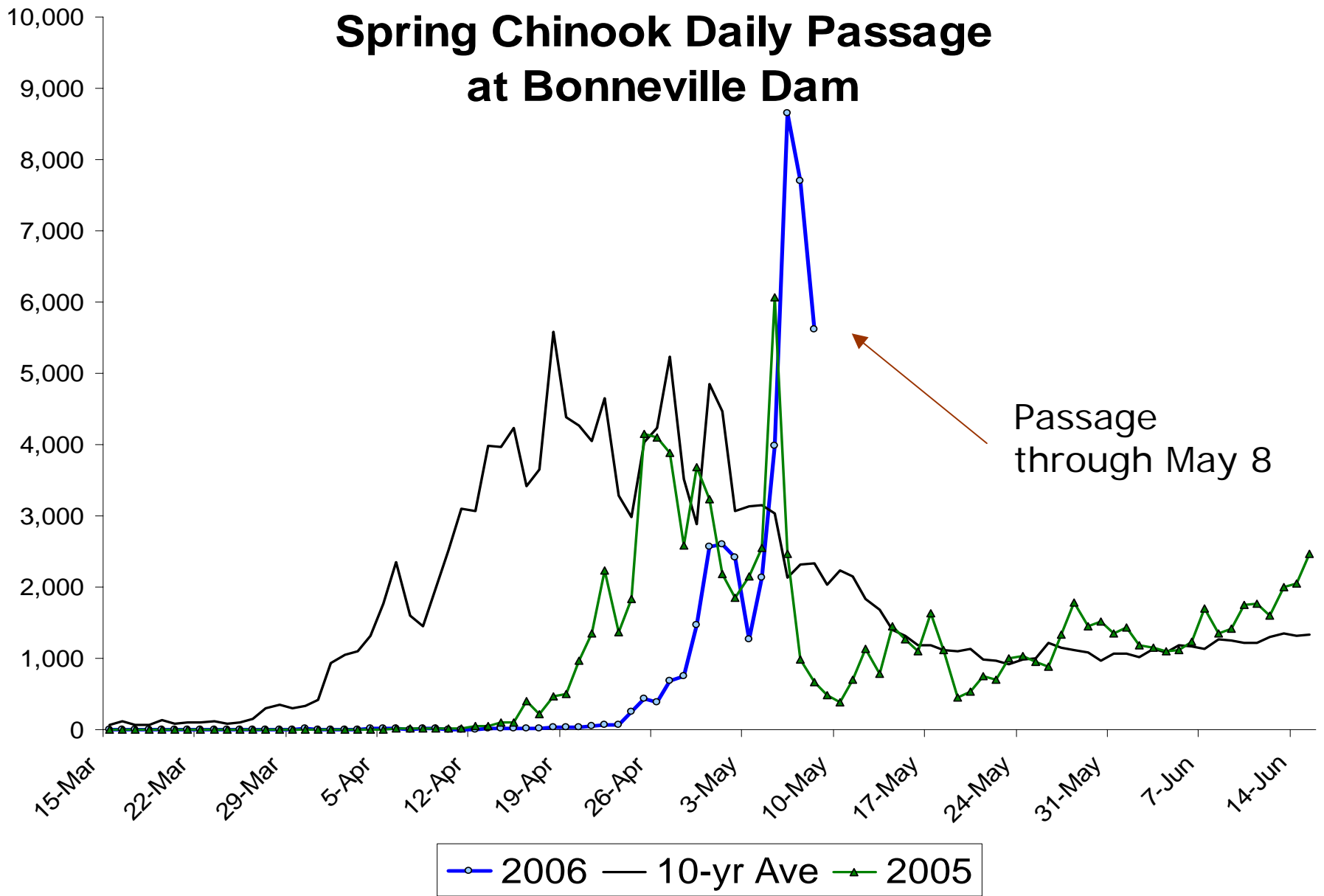


May 10 Update- Dam Counts

□ Upriver Spring Chinook Salmon

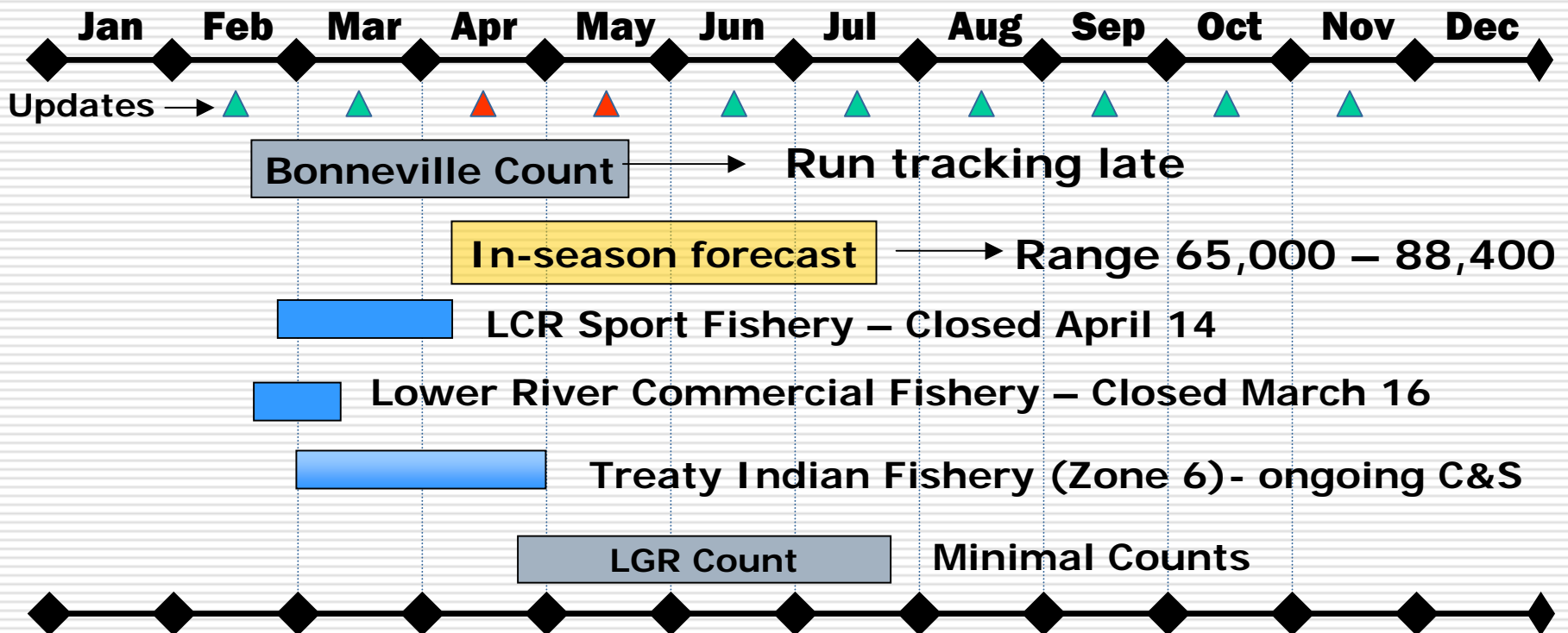


Spring Chinook Daily Passage at Bonneville Dam



May 10 Update

□ Upriver Spring Chinook Salmon



What's Next

- ❑ Based on the current in-season run size update, non-Indian ESA impacts remain for additional fishing opportunity
 - Commercial fishery below Bonneville Dam
 - Sport fishery above Bonneville Dam
 - Sport fishery in Snake River
 - Wanapum tribal fishery
 - Sport fishery below Bonneville Dam?



Future Updates

- ☐ Spring Chinook review
- ☐ Summer Chinook expectations
- ☐ Fall Chinook expectations
- ☐ Other?

