



Northwest **Power** and **Conservation** Council

Fiscal Year 2023 Budget and 2022 Revised Budget

document 2021-XX

Mission

To ensure, with public participation, an affordable and reliable energy system while enhancing fish and wildlife in the Columbia River Basin.

Core values

- We take the long view. We work for the well-being of future generations, not just our own.
- We take a regional perspective. We address the interests of the region as a whole.
- We serve the public. We listen to their concerns and we strive to bring insight to the issues affecting them.
- We embrace learning. We are open to change and diverse views because it sparks critical thinking and evaluation.
- We are independent. We tell people what they need to know because trust is the basis of partnership and the key to progress.

The Northwest Power and Conservation Council

was authorized by Congress in 1980 through the Pacific Northwest Electric Power Planning and Conservation Act (P.L. 96-501). The Council is not a federal agency; it is an interstate compact agency created by the legislatures of Idaho, Montana, Oregon, and Washington. The governor of each state appoints two members to serve on the Council. The eight-member Council sets policy and provides leadership for Council work.

The Council members hold monthly Council meetings and participate in other meetings around the region, as necessary, to discuss energy and fish and wildlife issues, gain insight from experts around the region, and to conduct Council business.

The principal duties of the Council set forth in the Northwest Power Act are to: 1) develop, and periodically amend a regional plan to ensure the Pacific Northwest of an adequate, efficient, economical, and reliable power supply; 2) develop and periodically amend a fish and wildlife program to protect and enhance fish and wildlife affected by hydroelectric development and operation in the Columbia River Basin and make annual funding recommendations to the Bonneville Power Administration for projects to implement the program; and 3) provide for broad public participation in these processes and inform the public about regional energy, fish, and wildlife issues.

In the next fiscal year, the Council will complete one of the major planning activities required by Congress: develop a twenty-year power plan for the region. The Council will also monitor and evaluate implementation of the Columbia River Basin Fish and Wildlife Program addendum adopted in 2020.

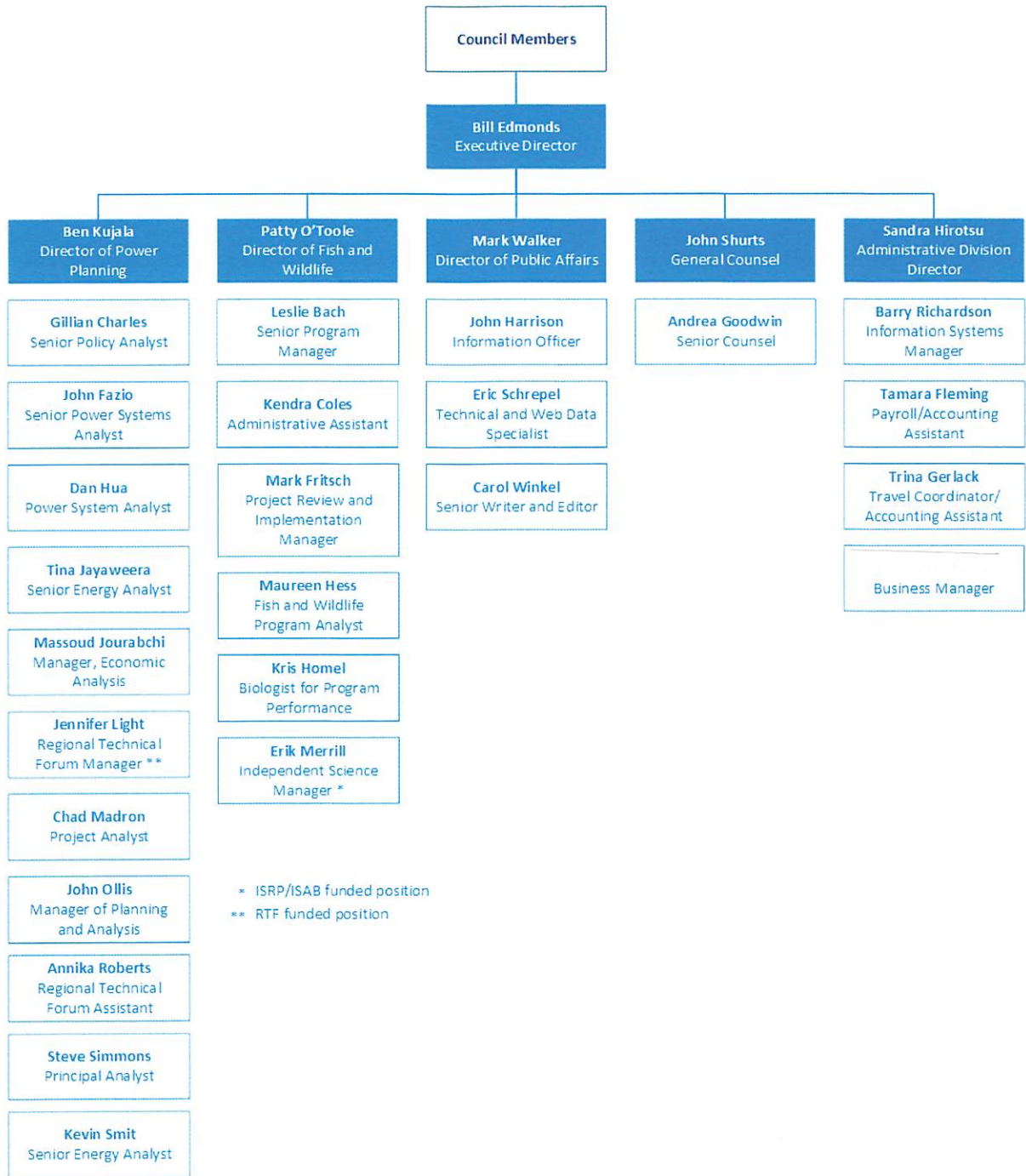
The goal of both processes is to analyze and respond to changes in the region: the operation of the Columbia River power system; the cost of generating resources; the evolving science about the Columbia Basin ecosystem; the availability of Bonneville funding for fish and wildlife mitigation; the public's engagement in issues involving both fish and wildlife and energy; and the region's economy post Covid-19.

Council organization

The central office in Portland, Oregon houses the Council's professional staff. The Council members and their professional state staff have offices in the states they represent.

Central office

The central office staff are organized into five divisions: power, fish and wildlife, public affairs, legal, and administrative. The Council's Executive Director, located in the central office, is responsible for coordinating with the eight-member Council, supervising the central office staff, administering the contracts, and overseeing the day-to-day operations of the Council.



* ISRP/ISAB funded position
 ** RTF funded position

Council funding

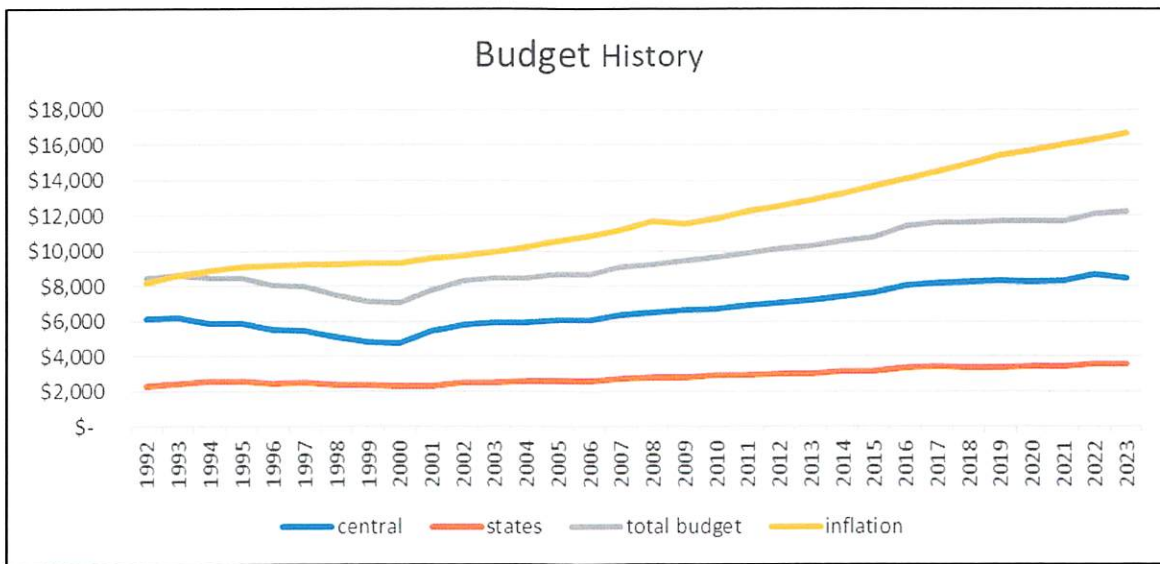
The Northwest Power Act contains a funding mechanism to ensure the Council can carry out its functions and responsibilities in the region. In 1980 when the Power Act was passed,

the expectation was Bonneville Power Administration would serve all future load growth for the region. Congress tied the Council's funding to the amount of firm power forecast to be sold by Bonneville each year. The Council's funding is calculated by multiplying the amount of Bonneville's forecasted firm power sales for that year by .02 mill. The funding can be increased to an amount up to .10 mill multiplied by the amount of forecasted firm power sales for that year if the Council shows that using the .02 mill multiplier will not permit the Council to carry out its functions and responsibilities under the Act.

The Act makes the Council's funding a component of Bonneville's power rates. Council funding does not come from Federal appropriations or from state governments.

Council budget

The Council has done a professional and responsible job of managing its budget and finances since its formation. This is perhaps best illustrated by the Council's budget consistently remaining beneath the rate of inflation, and with the Council underspending its budget and "returning" unspent funds to BPA at the end of each fiscal year. In Fiscal Year 2020, for example, the Council returned over \$550,000 or approximately 4 percent of its budget to Bonneville at the end of the fiscal year.



DRAFT

The following table shows the Council's budget, over the last decade, has grown at an average rate less than inflation over the past 10 fiscal years.

FY2012	\$10,142	2.5%
FY2013	\$10,283	1.4%
FY2014	\$10,565	2.7%
FY2015	\$10,784	2.1%
FY2016	\$11,425	5.9%
FY2017	\$11,624	1.5%
FY2018	\$11,624	0.3%
FY2019	\$11,708	0.7%
FY2020	\$11,722	0.1%
FY2021	\$11,744	0.2%
FY2022	\$12,132	3.3%
FY2023	\$12,241	0.8%

Budgets for Fiscal Year 2023, Fiscal Year 2022 revised

The Council projects workloads and resource requirements two years in advance with some opportunity for budget revisions occurring prior to the beginning of each fiscal year.

The table below reflects the budget for Fiscal Year 2023 and the revisions to the Fiscal Year 2022 budget adopted last July. The Council is committed to carrying out its responsibilities and workloads within these projected funding levels.

In addition, the budget contains estimates for Fiscal Years 2024 and 2025.

Council Budget Summary (000's)									
	FY20 Budget	FY20 Actual	FY21 Budget	FY21 Estimate	FY22 Budget	FY22 Revised	FY23 Budget	FY24 Projected	FY25 Projected
Personal Services	\$ 6,261	\$ 5,699	\$ 6,519	\$ 5,782	\$ 6,613	\$ 6,191	\$ 6,328	\$ 6,528	\$ 6,712
Travel	\$ 223	\$ 60	\$ 187	\$ 85	\$ 144	\$ 135	\$ 183	\$ 150	\$ 195
Contracting	\$ 502	\$ 925	\$ 472	\$ 856	\$ 472	\$ 820	\$ 812	\$ 742	\$ 817
Other Operating Expenses	\$ 1,287	\$ 1,094	\$ 1,154	\$ 1,126	\$ 1,241	\$ 1,440	\$ 1,320	\$ 1,345	\$ 1,345
SUBTOTAL	\$ 8,273	\$ 7,778	\$ 8,332	\$ 7,849	\$ 8,470	\$ 8,586	\$ 8,643	\$ 8,765	\$ 9,069
State Budgets	\$ 3,453	\$ 3,204	\$ 3,412	\$ 3,202	\$ 3,474	\$ 3,546	\$ 3,598	\$ 3,701	\$ 3,792
TOTAL	\$ 11,726	\$ 10,982	\$ 11,744	\$ 11,051	\$ 11,944	\$ 12,132	\$ 12,241	\$ 12,465	\$ 12,861

Similar to the rest of the region, the Council has been significantly impacted by the Covid-19 pandemic. In March 2020, the Council closed its central office in Portland, and Council staff began working from home. A year later, there is a more hopeful outlook on re-opening the central office and holding face-to-face meetings, but the health and safety of our employees continues to be the guiding factor and no official reopening date has been set. While Council travel for meetings and events has been minimal during the pandemic, expenditures for contracting were necessary in 2020 and 2021 to assist in development of the power plan and to ensure the work of the Council could continue while working remotely. For example, expenditures for laptops, computer accessories and additional software licenses were necessary to enable staff to host and attend virtual meetings from remote locations. Expenditures for cloud computing and electronic storage upgrades to assimilate ever larger amounts of data were also required to ensure the power division could perform the complex data-intensive model runs necessary for the power plan development. While the pandemic hastened the need to make these expenditures, the additional storage and computing capabilities will continue to serve the Council well even after the pandemic subsides.

Cost-containment measures are targeting Council travel and staffing in Fiscal Years 2022 and 2023. The Council is also evaluating its operations and space requirements moving into Fiscal Year 2022. The Council was forced in 2020 to eliminate several positions that were office-based after the pandemic hit and employees were sent home to work remotely. These were difficult decisions, but ones the Council was compelled to make given the uncertainty over how long it would be working remotely. Looking ahead to Fiscal Years 2022 and 2023, the Council is carefully weighing its staffing needs when employees retire and has opted not to refill certain positions where organizational needs have changed. New staff positions will be created, as needed, and existing staff has taken on additional responsibilities, as needed, to ensure the Council can continue to fulfill its duties and functions.

Lessons learned from the pandemic in terms of increasing operational efficiency and capacity will serve the Council well moving forward. The Council recognizes the need to maintain healthy financial conditions for the region and for Bonneville Power Administration and the Council will continue to carry out its statutory responsibilities in a fiscally prudent manner by continuing to identify efficiencies in operations and administration.

FY 2022 revised budget

The Council's Fiscal Year 2022 revised budget of \$12,132,000 is an increase of \$190,000 from the previously submitted Fiscal Year 2022 budget request of \$11,942,000. Over the next few years, spending is projected to be lumpy where some expenditures now projected for 2022 and 2023 will be one-time expenditures. One example is the Council 's need to move its website to a new platform where the existing platform will no longer be supported. This is an additional expenditure that will require a bigger expenditure in the initial phase of the

DRAFT

project than in subsequent years where only maintenance is required. Additionally, there are technology upgrades needed both in-office and possibly for staff even after the central office re-opens. The Council wants to retain the flexibility to move towards a hybrid workforce and explore ways to reduce its office footprint to allow staff more flexibility while also being fiscally prudent. The Council's increased reliance on virtual communications and paperless processes during the pandemic provided an opportunity to review business practices to determine if changes or modifications can be made to improve operational and fiscal efficiency. Some of those changes will include updating and streamlining communications and information storage technologies. The initial upgrades are projected to be greater in Fiscal Year 2022 but are anticipated to be less in years following until the next significant upgrade is necessary. Maintenance costs and integration costs will also continue. Similarly, remote business and financial operations require implementation and maintenance of information systems that are integrated, secure, and accessible to a hybrid office staff. The Council anticipates the continued use of virtual communication technology after the central office re-opens as the Council adapts to new ways of conducting day-to-day business and meeting with its regional partners and stakeholders.

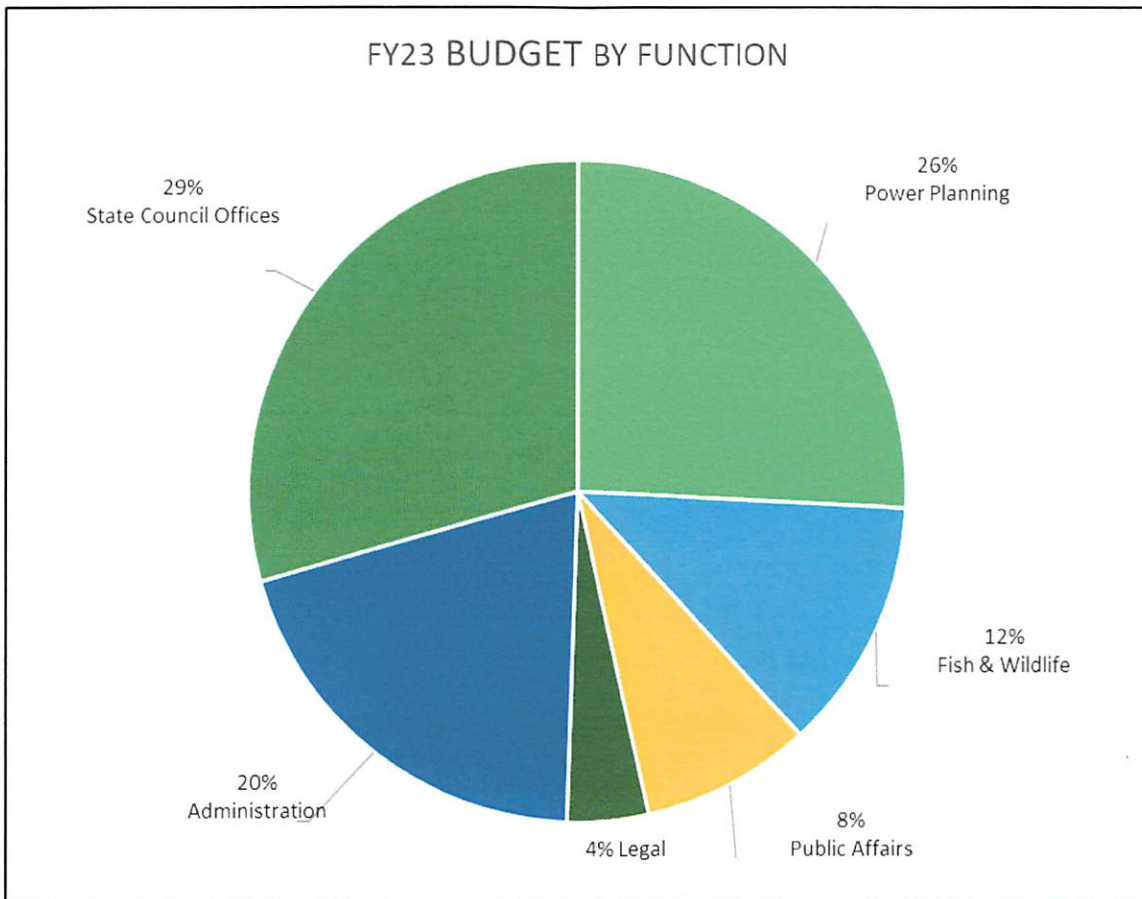
Council	Power Planning	Fish & Wildlife	Public Affairs	Legal	Admin	Total
FY22 Revised Budget (000's)						
Compensation	\$ 1,558	\$ 852	\$ 502	\$ 293	\$ 923	\$ 4,128
Taxes/Insurance/Benefits	\$ 779	\$ 426	\$ 251	\$ 147	\$ 461	\$ 2,063
Travel	\$ 63	\$ 40	\$ 15	\$ 8	\$ 8	\$ 134
Contracting	\$ 525	\$ 104	\$ 165	\$ 8	\$ 18	\$ 820
Other Operating Expenses	\$ 196	\$ 18	\$ 70	\$ 17	\$ 1,140	\$ 1,441
Central Office Subtotal	\$ 3,121	\$ 1,440	\$ 1,003	\$ 472	\$ 2,550	\$ 8,586
State Budgets:						
Idaho	\$ 910					
Montana	\$ 907					
Oregon	\$ 856					
Washington	\$ 873					
States Subtotal	\$ 3,546					\$ 3,546
TOTAL						\$ 12,132

Fiscal Year 2023 budget forecast

Based on the issues and levels of effort discussed in more detail in other sections of this document, the Council has determined that the proposed budget expenditures are necessary and appropriate for the performance of its functions and responsibilities as authorized by the Northwest Power Act, Section 4(c)(10)(A). The Council further has determined that the 0.02 mill per kilowatt-hour limitation on expenses will not permit the Council to carry out its functions and responsibilities under the Act, Section 4(c)(10)(A). (See Appendix for a detailed description of the Council's showing under the Act.) The Council proposes that the budget in the amount of \$12,241,000 for Fiscal Year 2023, equal to .099 mills per kilowatt-hour for the estimate of forecast firm power sales, be included in the

Bonneville administrator's Fiscal Year 2023 budget submittal to Congress. The Council showing, required by the Act, for Fiscal Year 2023 is contained in the Appendix.

Council FY23 Program Forecast (000's)	Power Planning	Fish & Wildlife	Public Affairs	Legal	Admin	Total
Compensation	\$ 1,585	\$ 888	\$ 485	\$ 303	\$ 958	\$ 4,219
Taxes/Insurance/Benefits	\$ 793	\$ 444	\$ 243	\$ 151	\$ 479	\$ 2,109
Travel	\$ 63	\$ 40	\$ 60	\$ 10	\$ 10	\$ 183
Contracting	\$ 525	\$ 109	\$ 165	\$ 8	\$ 5	\$ 812
Other Operating Expenses	\$ 196	\$ 28	\$ 70	\$ 17	\$ 1,009	\$ 1,320
Central Office Subtotal	\$ 3,162	\$ 1,509	\$ 1,023	\$ 489	\$ 2,460	\$ 8,643
State Budgets:						
Idaho	\$ 932					
Montana	\$ 929					
Oregon	\$ 840					
Washington	\$ 897					
States Subtotal	\$ 3,598					\$ 3,598
TOTAL						\$ 12,241



Central office: Power division

In February of 2019, the Power Division team began the process of developing the 2021 Power Plan. Each Council Power Plan determines a resource strategy for the Pacific Northwest to ensure an adequate, reliable, and economical power system. The strategy seeks to minimize the expected cost of the region's electricity supply, while addressing the risks posed by future uncertainties such as economic activity, growth in demand for electricity, fuel prices, and environmental policies.

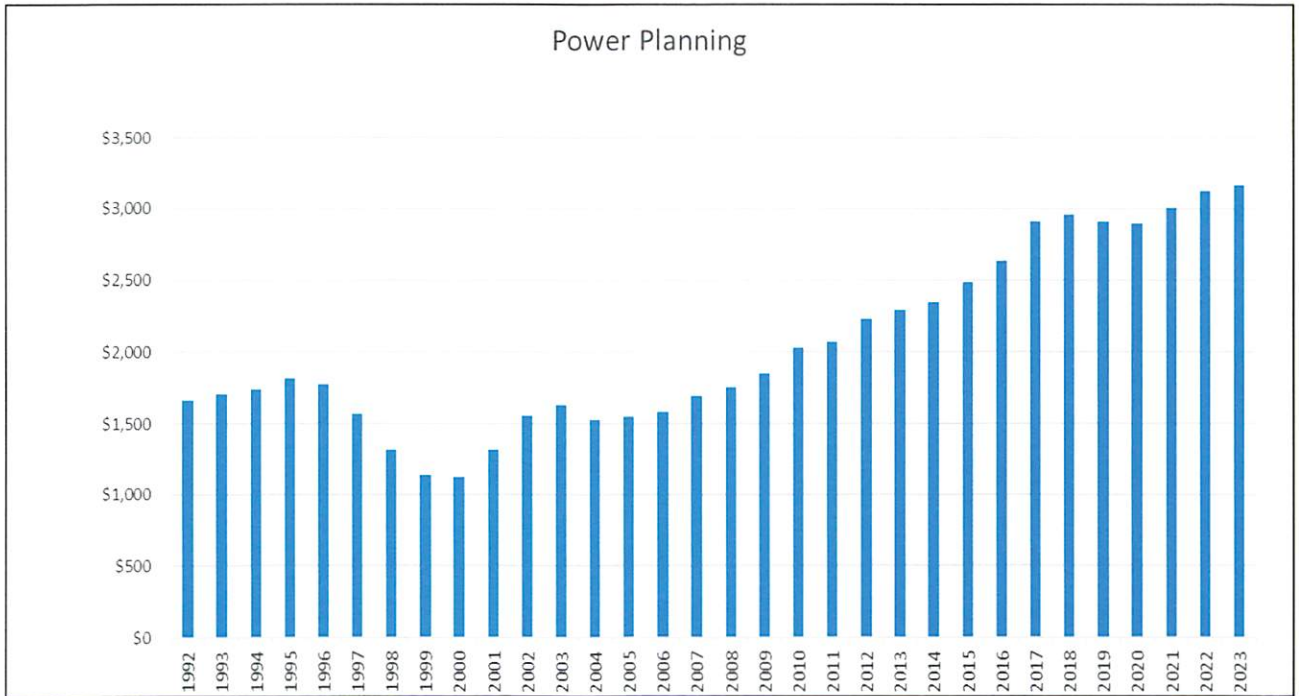
Since the February 2019 Power Plan kickoff meeting, the Power Division team has run over 100 advisory committee meetings to enable broad public involvement and participation in the plan development. The team reworked the analytical tools used for the plan, including redeveloping the GENESYS model to give unprecedented fidelity of information on how the regional hydro system will perform under futures with high penetrations of renewables. The Power Division team worked on ground-breaking analytics to incorporate climate-change-based projections of temperature and precipitation changes into forecasts of energy use and hydro generation. The 2021 Power Plan will add forecasts for regional natural gas usage and transportation fuel usage to give a more complete picture of the impact on regional emissions and capture interactive effects of these fuels with alternative electricity-based appliances and vehicles. It will also include a broad survey of policies throughout the West passed by State Legislators, pursued by cities or local governments, or implemented by utilities.

The Power Division team continues to support the Regional Technical Forum, including an expanded charter that includes natural gas efficiency. The team also continues to participate in and support regional efforts on energy efficiency through Utility IRPs, NEEA, and the Energy Trust and participates in the US Department of Energy standards process.

Although the 2021 Power Plan draft has not been released yet, early work shows that this plan is likely to highlight the changing landscape of how electricity is generated in the Western Electric Grid. The role of renewable resources is growing and will likely change how our region provides electricity, but it also raises concerns about the reliability of electric service and the flexibility of the regional system to maintain the balance of generation and load that is required to keep the lights on. Following the release of the 2021 Power Plan, the Power Division team will be helping implement the plan by sharing the recommendations from the Council with utilities and stakeholders throughout the region. The team will also be facilitating further exploration into the findings of the plan and supplying the region with plan data that will be used by utilities, consultants, academics, and government employees.

The team has represented the Council in regional planning efforts including the Northwest Power Pool efforts on forming a reliability market; the Committee on Regional Electric Power Cooperation and Western Interconnection Regional Advisory Body meetings; and with the Transmission Planning Organizations including the Western Electric Coordinating Council

and North American Electric Reliability Corporation. Coordinating the use and dissemination of the plan findings in these forums will be an ongoing effort after the plan's release.



Power Planning Division (000's)	FY20 Actual	FY21 Budget	FY21 Estimate	FY22 Budget	FY22 Revised	FY23 Budget
Compensation	\$ 1,537	\$ 1,654	\$ 1,407	\$ 1,708	\$ 1,558	\$ 1,585
Taxes/Insurance/Benefits	\$ 726	\$ 827	\$ 703	\$ 854	\$ 779	\$ 793
COMP SUB-TOTAL	\$ 2,263	\$ 2,482	\$ 2,110	\$ 2,562	\$ 2,337	\$ 2,378
Travel						
Staff Travel	\$ 19	\$ 58	\$ 12	\$ 58	\$ 58	\$ 58
Advisory Committee Travel	\$ -	\$ 2	\$ 2	\$ 2	\$ 5	\$ 5
TRAVEL SUB-TOTAL	\$ 19	\$ 60	\$ 14	\$ 60	\$ 63	\$ 63
Contracts						
System Analysis / GENESYS / RPM	\$ 434	\$ 100	\$ 290	\$ 100	\$ 300	\$ 300
Energy Efficiency	\$ 104	\$ 100	\$ 50	\$ 100	\$ 150	\$ 150
Economic Assessment & Forecast	\$ 133	\$ 50	\$ 85	\$ 50	\$ 50	\$ 50
Website Maintenance	\$ 23	\$ -	\$ 25	\$ -	\$ -	\$ -
Demand Response	\$ -	\$ 25	\$ 25	\$ 25	\$ 25	\$ 25
Transitional Staffing Support	\$ 26	\$ -	\$ 34	\$ -	\$ -	\$ -
CONTRACTS SUB-TOTAL	\$ 719	\$ 275	\$ 510	\$ 275	\$ 525	\$ 525
Other						
Data subscription Service	\$ 34	\$ 55	\$ 34	\$ 55	\$ 55	\$ 55
Services and Supplies	\$ 10	\$ 9	\$ 10	\$ 9	\$ 9	\$ 9
Staff Development and Training	\$ 2	\$ 10	\$ 2	\$ 10	\$ 10	\$ 10
Advisory Committee Meetings	\$ 37	\$ 30	\$ 48	\$ 10	\$ 40	\$ 40
Temp Services	\$ -	\$ 7	\$ -	\$ 7	\$ 7	\$ 7
Modeling Service	\$ 83	\$ 75	\$ 22	\$ 75	\$ 75	\$ 75
OTHER SUB-TOTAL	\$ 165	\$ 186	\$ 165	\$ 166	\$ 196	\$ 196
TOTAL	\$ 3,166	\$ 3,003	\$ 2,799	\$ 3,063	\$ 3,121	\$ 3,162

Central office: Fish and Wildlife division

The Council's Fish and Wildlife Division divides its workplan into three major areas of emphasis: 1) Program Planning, Development and Policy; 2) Program Implementation, and 3) Program Performance. The Northwest Power Act drives the work in these areas as well as specific direction from the Council for increased emphasis on assessing how the Council's Fish and Wildlife Program is performing.

In 2020 during the pandemic, the division was at a low staffing level. Division staff focused on completing the 2020 Program amendment process and the Resident Fish and Sturgeon project review. Two staff positions were filled in late 2020 and early 2021 to assist in all three general work areas, with a primary focus on tasks associated with Program Implementation and Program Performance. The division is engaged in strategic planning and development of a path forward for assessing performance and redesigning implementation processes as described below.

Program Planning, Development and Policy: In Fiscal Years 2022 and 2023, staff will engage in various reviews by the Independent Scientific Advisory Board. Staff will continue development and management of program-wide data and information tools in support of

Program implementation and Program performance tasks, as well as to support communication with fish and wildlife managers and the public.

Working closely with Bonneville Power Administration, fish division staff are developing a Collaborative Framework for implementation of Bonneville funded projects. This framework will update various program management processes used for addressing emergency project funding requests, new project requests, and other implementation topics for the hundreds of projects that implement the Council's Program. The updated processes will be implemented in 2022 and 2023.

There are also numerous external fish and wildlife-related regional processes that the staff engages with to ensure coordination with and implementation of the Council's Program. These include the Columbia River Fish Mitigation funds and the Anadromous Fish Evaluation Program, the Columbia Basin Collaborative, the Upper Columbia Fish Management Group, Streamnet technical and policy groups, Willamette coordination groups, Fish Screening Oversight Committee, Lamprey technical workgroup, an estuary science group, and many others. Often the Council staff is asked to contribute information and organizational capacity for these processes.

Program Implementation: Staff work related to Program implementation will be significant in Fiscal Years 2022 and 2023. The final project review of the current, multi-year cycle of reviews was initiated early in 2021. This review covers the largest segment of projects – the anadromous fish habitat and hatchery projects and consists of 134 distinct projects. The staff is organizing, managing, and facilitating the review which includes the development of proposal forms, virtual training sessions for project sponsors in the region, and management of and coordination with the Independent Scientific Review Panel. This work also includes the coordination of the project proposal presentations which will be a significant staff effort from mid-June through mid-July of 2021. Additional tasks consist of managing a feedback loop opportunity for project proponents to address preliminary ISRP questions, final review by the ISRP, followed by review and recommendation by the Fish and Wildlife Committee and Council in 2022.

Also, in 2021, the staff will begin designing a new project review process for future reviews, to be implemented once the current review cycle is complete. Under the Northwest Power Act, the Council is to review projects annually, and periodically the Council updates its review processes. The Council has received interest from fish and wildlife managers, projects sponsors and Bonneville for improving the review process going forward. Many of the recommendations provided during the 2020 Amendment process describe a need for redesigning the process and an interest by the fish and wildlife managers in participating in that effort. By Fiscal Years 2022 and 2023 the staff will implement an updated process. This effort will require a considerable amount of coordination both internally and externally and require updates to the supporting information management systems.

DRAFT

Council staff will continue to implement the Council's Asset Management Strategic Plan in 2022 and 2023. This work consists of coordinating with Bonneville to request proposals for asset maintenance from project sponsors, prioritizing requests and confirming costs, and seeking a Committee recommendation and a Council decision on the annual package of work to address non-recurring maintenance for prior Program mitigation investments. The staff also will continue to organize and support the Budget Oversight Group or its successor. As mentioned earlier, the staff is working with Bonneville to update the various implementation processes that help to manage the implementation issues and track implementation and budgets through time. Staff anticipates the new processes will be implemented in Fiscal Years 2022 and 2023 and anticipates continued monthly meetings to review and address emergencies, project changes and budget requirements.

The staff will support the Informal Hatchery Work Group which meets occasionally throughout the year as needed, and meetings are anticipated to continue throughout 2022 and 2023. Staff work in support of the group is primarily focused on meeting support, information exchange and the development of information reporting tools, such as the hatchery story maps.

Staff continues to support the Ocean Science and Management Forum (Ocean Forum) as described in the 2014 Fish and Wildlife Program and anticipates annual forum meetings. This work consists of agenda planning, forum facilitation of information exchange amongst researchers and fish and wildlife managers and federal agencies.

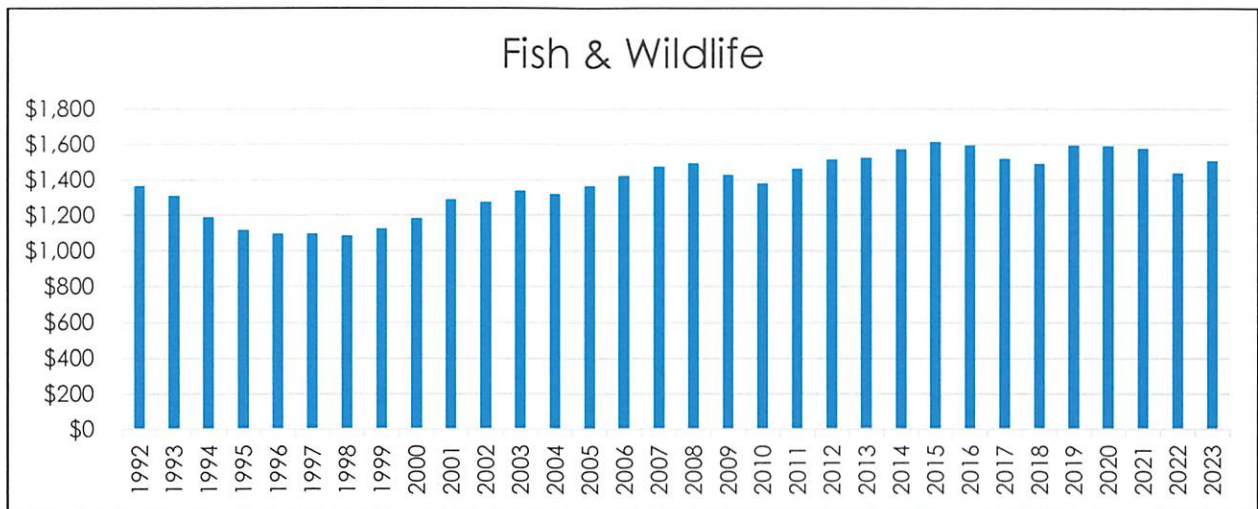
The staff supports various other implementation tasks related to the 23 strategies and numerous measures in the Council's 2014 Program and its 2020 addendum.

Program Performance: As directed by the Council and its Program, the Division is working to assess and report on the performance of the Council's Fish and Wildlife Program. The Division is working to implement the work described in the 2020 Addendum including coordinating with fish and wildlife entities to refine the Program-scale Strategy Performance Indicators, develop initial reporting parameters, build-out the database structure for objectives and indicators and populate it with data. Council staff are investigating available data for the 105 indicators (which contain over 270 individual data sub-indicators) that were identified in the 2020 Program addendum and supported by state and federal fish and wildlife agencies and tribes. This work will require updating the Council's current data and information tools, the Program Tracker and the Program Performance and Progress Tool. This work will continue in Fiscal Year 2022 with data assembly and reporting continuing annually per the Council's direction to the staff.

Division staff is also working in the near-term on better defining the concept of Program performance and investigating various methods for assessing performance at different spatial and temporal scales. The staff is exploring the development of a spatially explicit, high-level Program overview and a status/outcomes assessment that will characterize the

Program's development, implementation, and performance through time. Work on this task will continue in Fiscal Years 2022 and 2023.

In addition, the division staff is continuing to engage in regional research, monitoring and evaluation (RM&E) developments, including participation in a policy and technical effort to develop a tributary habitat RM&E strategy for the Columbia River Basin. The near-term work on tributary habitat RM&E will extend into Fiscal Year 2022 and work other strategies, such as hatcheries are anticipated in Fiscal Year 2023.



Fish & Wildlife Division (000's)	FY2020 Actual	FY21 Budget	FY21 Estimate	FY22 Budget	FY22 Revised	FY23 Budget
Compensation	\$ 581	\$ 943	\$ 714	\$ 971	\$ 852	\$ 888
Taxes/Insurance/Benefits	\$ 274	\$ 471	\$ 345	\$ 485	\$ 426	\$ 444
COMP SUB-TOTAL	\$ 855	\$ 1,414	\$ 1,059	\$ 1,456	\$ 1,278	\$ 1,332
Travel						
Staff Travel	\$ 18	\$ 40	10	\$ 42	\$ 38	\$ 38
Advisory Committee Travel	\$ -	\$ 2	\$ -	\$ 2	\$ 2	\$ 2
TRAVEL SUB-TOTAL	\$ 18	\$ 42	10	\$ 44	\$ 40	\$ 40
Contracts						
Mapping projects for website	\$ 141	\$ 39	\$ 39	\$ 39	\$ 39	\$ 39
Other Forum Facilitation / sponsorship	\$ 4	\$ 40	\$ 10	\$ 40	\$ 40	\$ 40
Monitor Program Implementation	\$ -	\$ 15	\$ 10	\$ 15	\$ 15	\$ 20
Project Review assistance	\$ -	\$ 10	\$ 10	\$ 10	\$ 10	\$ 10
CONTRACTS SUB-TOTAL	\$ 144	\$ 104	69	\$ 104	\$ 104	\$ 109
Other Operating Expenses						
Staff Development and Training	\$ 0	\$ 14	\$ 14	\$ 14	\$ 14	\$ 14
F&W Conferences / Forums	\$ 4	\$ 4	\$ 4	\$ 4	\$ 4	\$ 14
Amendment process meetings/hearings	\$ -	\$ -	\$ -	\$ -	\$ -	\$ -
OTHER SUB-TOTAL	\$ 4	\$ 18	\$ 18	\$ 18	\$ 18	\$ 28
TOTAL	\$ 1,022	\$ 1,578	\$ 1,156	\$ 1,622	\$ 1,440	\$ 1,509

Central office: Public Affairs division

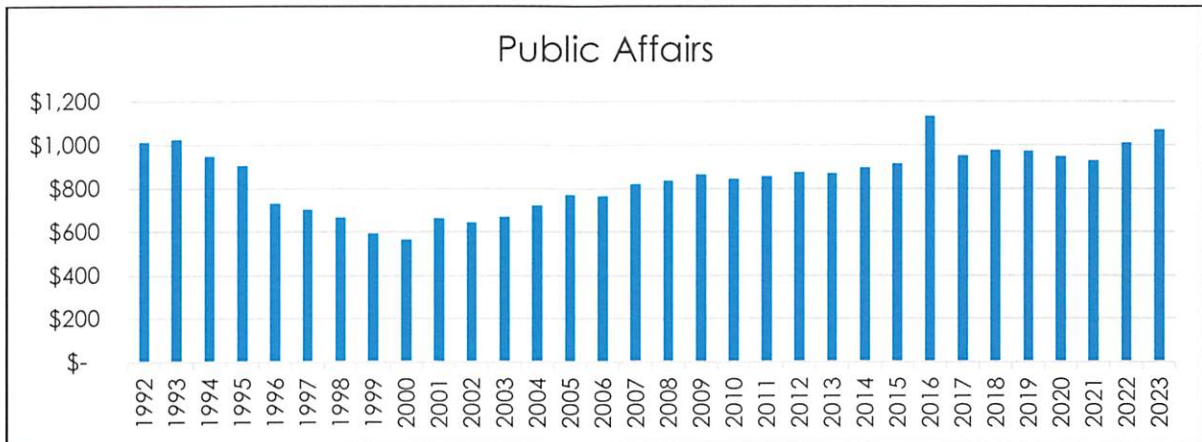
The Public Affairs division's primary task is to fulfill the directives in sections 2(3) and 4(g)(1) of the Northwest Power Act of 1980 to inform and involve Northwest citizens about the Council's activities.

The division is the Council's primary contact with the media and public, and assists Council members, state offices, the power division, and the fish and wildlife division in communicating their activities and accomplishments to a broad audience comprising informed stakeholders and the general public.

The division's electronic and printed publications are sources of information for interested groups and individuals, and the Council's website contains a host of information, including Council meeting agendas and minutes, all publications released by the Council, as well as subbasin planning materials, fish and wildlife project information, power division reports, and current reports by the independent science boards. The public is invited to comment on all reports and issue papers relevant to the Council's decisionmaking process.

The division carries out the following activities:

1. Public involvement, outreach, and government relations. The public affairs division supports Council members and staff through writing, editing, and proofreading; design and graphics; video production; handling logistics for meetings and hearings; and developing communication plans. This includes outreach and liaison activities to Congress, government agencies, and the public.
2. Communication tools. Digital and print products include the Council's website, www.nwncouncil.org; social media platforms LinkedIn, Twitter, Flickr, and Facebook; the Council Spotlight, a monthly electronic newsletter; the Council's Annual Report to Congress; summaries of issue papers, agenda items, and larger publications; and special publications such as issue brochures and reports to governors and legislators. The division also edits and publishes the Council's power plan and fish and wildlife program.
3. Media relations. The division responds to media requests, briefs editors and reporters for print and broadcast media on major issues, distributes news releases, and places feature stories about the Council and its work in a variety of publications. The division monitors all media to keep the Council informed on the type of coverage it is getting on major issues.
4. Public meetings. The Council meets monthly throughout the region. In addition, public hearings, consultations with interested parties and appearances before governmental entities are scheduled to ensure public involvement.
5. Information services. The division answers most general information requests from the public. These range from phoned-in questions to preparing complete reports. The division also provides information to schools, civic organizations, and other interested parties.



Public Affairs Division (000's)	FY20 Actual	FY21 Budget	FY21 Estimate	FY22 Budget	FY22 Revised	FY23 Budget
Compensation	\$ 497	\$ 503	\$ 498	\$ 513	\$ 502	\$ 485
Taxes/Insurance/Benefits	\$ 238	\$ 251	\$ 249	\$ 256	\$ 251	\$ 243
COMP SUB-TOTAL	\$ 736	\$ 754	\$ 747	\$ 769	\$ 753	\$ 728
Travel						
Staff Travel	\$ 4	\$ 15	\$ 5	\$ 15	\$ 15	\$ 15
Regional outreach and education	\$ 13	\$ 45	\$ 45	\$ -	\$ -	\$ 45
TRAVEL SUB-TOTAL	\$ 17	\$ 60	\$ 50	\$ 15	\$ 15	\$ 60
Contracts						
Website Redevelopment	\$ 2	\$ 45	\$ 245	\$ 45	\$ 165	\$ 165
Website Support	\$ 15	\$ -	\$ -	\$ -	\$ -	\$ -
CONTRACTS SUB-TOTAL	\$ 17	\$ 45	\$ 245	\$ 45	\$ 165	\$ 165
Other						
Advertising / Sponsorships	\$ 10	\$ 3	\$ 3	\$ 3	\$ 3	\$ 3
Graphic design for printed publications	\$ -	\$ 10	\$ 10	\$ 10	\$ 10	\$ 10
Outside printing of material	\$ 1	\$ 10	\$ 5	\$ 10	\$ 10	\$ 10
Photo purchases	\$ -	\$ 1	\$ 1	\$ 1	\$ 1	\$ 1
Staff development/training	\$ 0	\$ 1	\$ -	\$ 1	\$ 1	\$ 1
Postage and mailing of printed material	\$ 1	\$ 2	\$ 1	\$ 2	\$ 2	\$ 2
Digital services	\$ 10	\$ 10	\$ 10	\$ 10	\$ 10	\$ 10
Newspapers and online news services	\$ 25	\$ 25	\$ 25	\$ 25	\$ 25	\$ 25
Services and supplies	\$ 1	\$ 8	\$ 8	\$ 8	\$ 8	\$ 8
OTHER SUB-TOTAL	\$ 47	\$ 70	\$ 63	\$ 70	\$ 70	\$ 70
TOTAL	\$ 817	\$ 929	\$ 1,105	\$ 899	\$ 1,003	\$ 1,023

Central office: Legal division

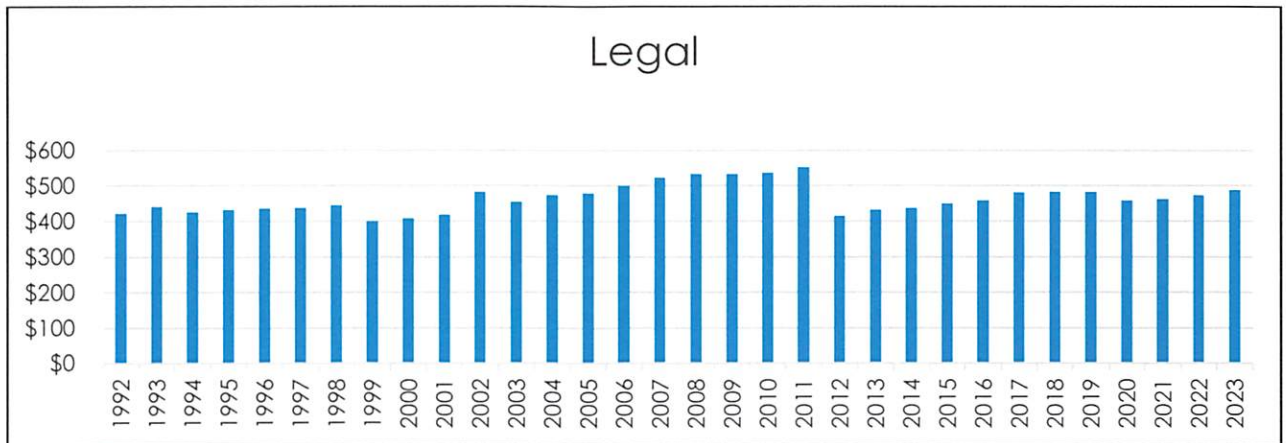
The legal division provides legal advice and representation to the Council and its staff. The division's two attorneys support the power planning, fish and wildlife, public affairs, and administrative divisions in the development of Council plans and programs, policies, rules, and procedures, in the negotiation of agreements, and in the development of contracts. The division also develops and assists in administering the Council's conflict-of-interest policies, Freedom of Information Act requests, personnel issues, and other matters.

The legal division is an important participant in overseeing the development of the power plan and fish and wildlife program to ensure consistency with the requirements of the Power Act and the implementation of the plan and program by Bonneville, the U.S. Army Corps of Engineers, the Bureau of Reclamation, the Federal Energy Regulatory Commission, and other agencies and utilities. The division will continue to represent the Council in appeals of its plan, program or other actions. The division also assists in implementation of legal requirements for review of proposed fish and wildlife expenditures and in analyzing issues and options in the development and implementation of the power plan's resource strategies.

DRAFT

The legal division works proactively to anticipate legal issues and resolve-problems in lieu of litigation, where appropriate. The division represents the Council in litigation when it does occur.

The division also participates and presents at conferences and educational programs related to energy and fish and wildlife.



Legal Division (000's)	FY20 Actual	FY21 Budget	FY21 Estimate	FY22 Budget	FY22 Revised	FY23 Budget
Compensation	\$ 279	\$ 286	\$ 284	\$ 296	\$ 293	\$ 303
Taxes/Insurance/Benefits	\$ 125	\$ 143	\$ 142	\$ 148	\$ 147	\$ 151
SUB-TOTAL	\$ 404	\$ 429	\$ 426	\$ 444	\$ 440	\$ 454
Travel	\$ 2	\$ 10	\$ 2	\$ 8	\$ 8	\$ 10
TRAVEL SUB-TOTAL	\$ 2	\$ 10	\$ 2	\$ 8	\$ 8	\$ 10
Contracts						
Hearings	\$ -	\$ 3	\$ 2	\$ 3	\$ 3	\$ 3
Outside legal counsel	\$ -	\$ 5	\$ 5	\$ 5	\$ 5	\$ 5
Litigation services	\$ -	\$ -	\$ -	\$ -	\$ -	\$ -
CONTRACTS SUB-TOTAL	\$ -	\$ 8	\$ 7	\$ 8	\$ 8	\$ 8
Other						
Continuing Education	\$ 2	\$ 2	\$ 2	\$ 2	\$ 2	\$ 2
Dues/subscriptions	\$ 10	\$ 10	\$ 10	\$ 11	\$ 11	\$ 11
Federal Register Notices	\$ -	\$ -	\$ -	\$ -	\$ -	\$ -
Temporary Personnel Services	\$ -	\$ 4	\$ 4	\$ 4	\$ 4	\$ 4
OTHER SUB-TOTAL	\$ 12	\$ 16	\$ 16	\$ 17	\$ 17	\$ 17
TOTAL	\$ 418	\$ 463	\$ 451	\$ 477	\$ 473	\$ 489

Central office: Administrative division

The administrative division provides executive direction for all Council staff operations. In addition, financial, administrative, and human resources services are provided to the legal division, power planning division, fish and wildlife division, and the public affairs division.

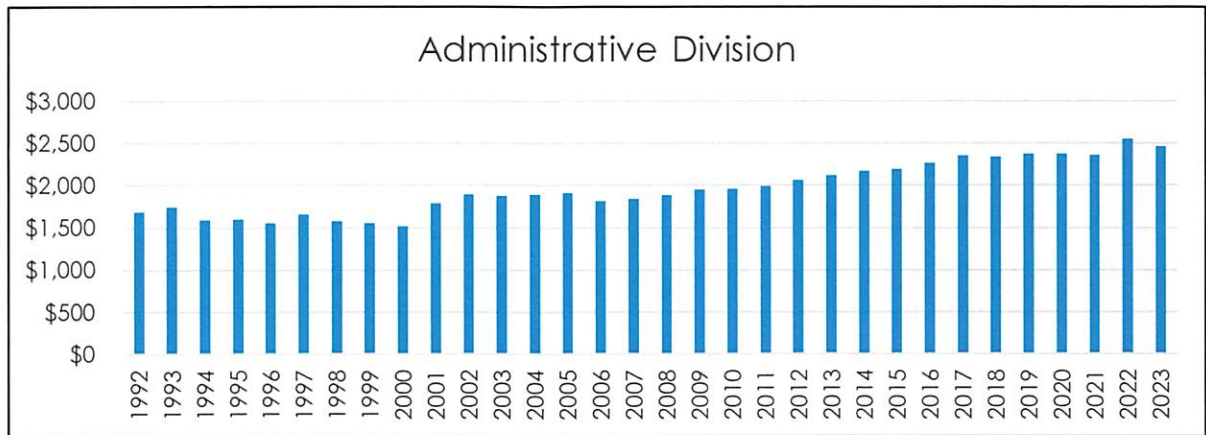
Office of the Executive Director

For budget purposes, the executive director's office is included in the administrative division function. Staff work for all Council activities is directed by the executive director. In addition, this office guides and coordinates Council activities with regional energy, fish, and wildlife entities, as well as with congressional offices, federal agencies, and regional organizations.

Finance and Administration

- Financial management. Activities in this area include the operation of monthly accounts payable, payroll, Bonneville funding awards and general ledger accounting systems. Budget development (Section 4(c)(4) of the Power Act) and administration, as well as arranging for annual audits (Section 4(c)(10)) of the Council's financial records, are part of this function.
- Contract administration. This responsibility (Section 4(a)(4)) includes establishing contract administrative records, reviewing and approving contractor invoices, and monitoring contractor costs in relation to work accomplished. Other responsibilities include amendments to contracts, review for conflicts of interest and arbitration of contractor performance issues.
- Information systems support. The Covid-19 situation provided an unanticipated boost to deployment and staff training on technologies to facilitate conducting Council business remotely. The Council has improved productivity and efficiency in internal business operations as well by deploying technology and developing business procedures that move the Council towards paperless business operations. Related costs include two full-time staff who assist all divisions, provide state office operational support, oversee equipment maintenance agreements, software leases and licenses, installation of data-storage devices, computer systems and hardware, and maintain office phone systems for the central and state offices. Information systems staff also continuously maintains a secure computing environment for Council operations and develops the technology roadmap for future Council operation.
- Human resource services. This function includes responsibility for the administration of employee insurance and benefit programs, grievance procedures, Equal Employment Opportunity practices, and staff development policies. Development of salary administration procedures, employee performance appraisal policies, and the Council compensation plan (Section 4(b)(3)) also are included.

- Administrative support. The administrative division provides support for Council meetings and hearings, including scheduling and room arrangements. Arranging travel for Council meetings and public hearings for members and staff as well as travel reimbursement processing is also part of the administrative support provided. Contract funds allocated for preparing minutes of Council meetings are being reduced to find savings. Funds for hosting advisory committee meetings and paying for public hearing transcription as well as acoustical support for Council meetings held outside of Portland continues. Division funds are used for administrative audits and studies, office systems analysis, retirement plan matters, compensation/benefits planning, management audits, and information systems support. The administrative division also is accountable for planning office space, communication systems, office equipment systems, and storage of administrative records.



Administrative Division (000's)	FY2020 Actual	FY2021 Budget	FY21 Estimate	FY22 Budget	FY22 Revised	FY23 Budget
Compensation	\$ 983	\$ 960	\$ 913	\$ 983	\$ 923	\$ 958
Taxes/Insurance/Benefits	\$ 458	\$ 480	\$ 456	\$ 491	\$ 461	\$ 479
COMP SUB-TOTAL	\$ 1,441	\$ 1,440	\$ 1,440	\$ 1,474	\$ 1,384	\$ 1,437
Travel	\$ 4	\$ 15	\$ 4	\$ 15	\$ 8	\$ 10
TRAVEL SUB-TOTAL	\$ 4	\$ 15	\$ 4	\$ 15	\$ 8	\$ 10
Contracts						
Council Meeting Minutes	\$ 36	\$ 35	\$ 20	\$ 35	\$ 13	-
Administrative Review	\$ -	\$ -	\$ -	\$ -	\$ -	-
Outside Legal Services	\$ 9	\$ 5	\$ 5	\$ 5	\$ 5	\$ 5
CONTRACTS SUB-TOTAL	\$ 45	\$ 40	\$ 25	\$ 40	\$ 18	\$ 5
Other						
Council Meeting Room Rental/ Refreshment	\$ -	\$ 25	\$ 25	\$ 25	\$ 15	\$ 25
Employee Recruiting	\$ 60	\$ 15	\$ 15	\$ 15	\$ 10	\$ 10
Staff Development	\$ 9	\$ 8	\$ 8	\$ 8	\$ 8	\$ 8
Office Supplies	\$ 11	\$ 25	\$ 25	\$ 30	\$ 27	\$ 27
Central Office Rent	\$ 436	\$ 410	\$ 410	\$ 500	\$ 500	\$ 500
Insurance	\$ 22	\$ 27	\$ 27	\$ 27	\$ 27	\$ 27
Telephone and Internet Svcs/ Maintenance	\$ 51	\$ 50	\$ 50	\$ 55	\$ 55	\$ 55
Postage/ Mail / Freight	\$ 6	\$ 14	\$ 14	\$ 15	\$ 15	\$ 15
Payroll Processing Services	\$ 15	\$ 14	\$ 14	\$ 14	\$ 15	\$ 14
Audit and Accounting Services	\$ 35	\$ 60	\$ 60	\$ 65	\$ 65	\$ 65
Temporary Personnel Services	\$ 0	\$ 10	\$ 10	\$ 10	\$ 10	\$ 10
Accounting Software and Support	\$ -	\$ 5	\$ 5	\$ 5	\$ 10	\$ 10
Reference Material / Subscriptions	\$ 2	\$ 1	\$ 1	\$ 1	\$ 3	\$ 3
Equipment Rental	\$ 29	\$ 25	\$ 25	\$ 25	\$ 25	\$ 25
Equipment Repair and Maintenance	\$ 67	\$ 35	\$ 35	\$ 35	\$ 35	\$ 35
Computer Services & Supplies	\$ 122	\$ 130	\$ 130	\$ 130	\$ 170	\$ 150
Furniture and Equipment	\$ 1	\$ 10	\$ 10	\$ 10	\$ 150	\$ 30
OTHER SUB-TOTAL	\$ 866	\$ 864	\$ 864	\$ 970	\$ 1,140	\$ 1,009
TOTAL	\$ 2,356	\$ 2,359	\$ 2,332	\$ 2,499	\$ 2,549	\$ 2,460

State offices

Two Council members are appointed by the governor of each state (Section 4 (a)(2)(B) of the Power Act). Each state Council office is an entity of its respective state government. The central office of the Council provides the budgeting, accounting, payroll and benefits administration for state Council offices.

Each state individually budgets for those activities necessary to carry out its participation and responsibilities under the Act. These funds provide for the Council members' compensation, travel, staff support, and office expenses. Each state has the option to hire

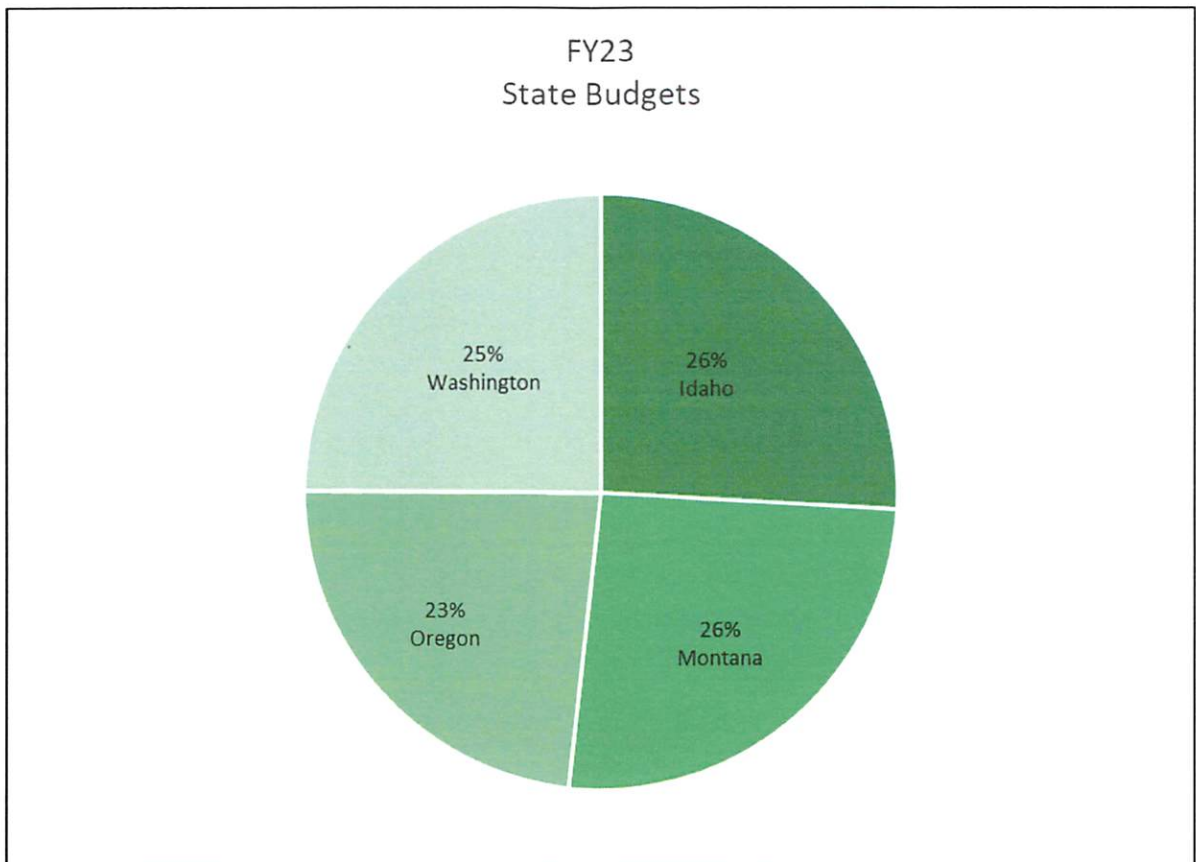
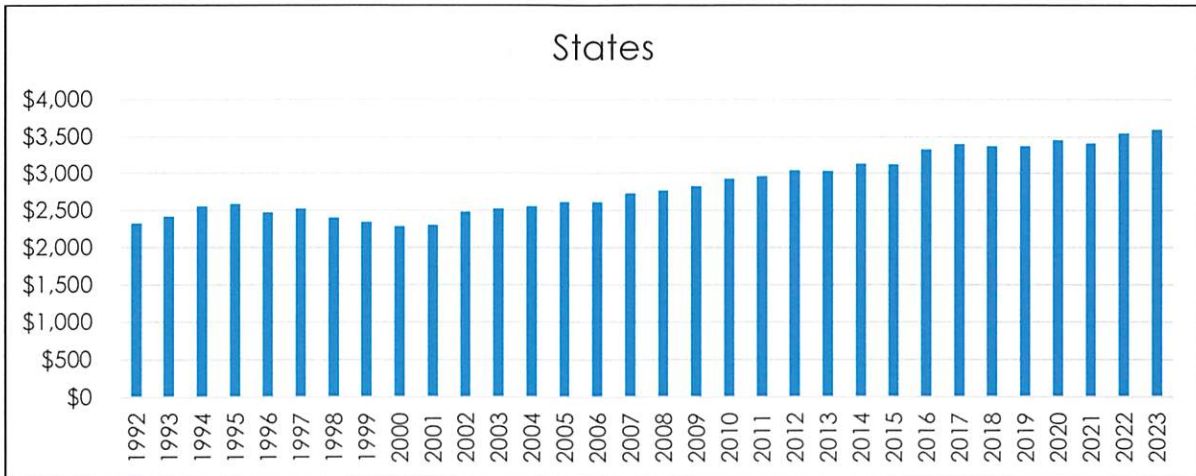
staff, to use outside contractors or the technical services of other state agencies to analyze the impact of the plan and program on the state, to develop state public information and involvement programs, and for administrative support. State budgets can thus vary widely in the personal services category and the contracting category, depending upon the type of Council organization in each state. Use of state energy agency and/or fish and wildlife agency staff provides Council members with technical support on state policies and issues related to the Council's fish and wildlife program and the power plan. Council members use their own staff for most technical review activities.

State Council offices carry out the following activities:

- Represent state interests. Council members represent state interests as well as regional interests in all fish and wildlife and energy system matters. This involves establishing and maintaining close working relationships with entities within their states that have a stake in the outcome of the Council's planning efforts. These include, but are not limited to, entities that are operators of hydroelectric projects, public and private utilities, groups focused on protection of the environment, state fish and wildlife agencies, energy regulatory agencies, Indian tribes, and legislative and local government rulemaking bodies.
- Technical review. Council members may require technical assistance and review capability to assess the impacts of regional issues that come before the Council on their state programs, laws, and practices. This technical review is provided by state Council staff and/or other state agency staff. Examples of regional Council issues that can affect each state differently include implementation of the protected-areas rules in the fish and wildlife program, hatchery and habitat projects, wildlife mitigation projects, and Columbia River operations for salmon recovery.
- Public information and involvement. While the Council's central office is responsible for developing material for the Council's public information and involvement programs, each state implements public involvement activities that are focused on Council issues that have a specific impact in that state. In addition, each state may use local advisory committees and town hall meetings for consultations on certain aspects of the Council's planning. This also can involve preparation of information regarding statewide energy and fish and wildlife issues. State public information and involvement activities are provided by state Council staff or with the assistance of other state agencies.
- Administrative support. Council members and their administrative/clerical staff are provided office space and office supplies and services (telephone, copier, and computer support). On occasion, a state agency such as the governor's office or energy office may provide space or office services for the state Council members or staff. Fiscal services such as payroll, accounts payable, budget, and audit also can be provided, although these are often provided by the Council's central office.

Administrative support services may be provided either on a direct-charge basis or through an approved indirect overhead rate.

Detailed budgets for each state Council office are shown below.



DRAFT

FY23 State Budgets (000's)					
	Idaho	Montana	Oregon	Washington	Total
Compensation	\$ 503	\$ 492	\$ 489	\$ 516	\$ 2,000
Taxes/Insurance/Benefits	\$ 267	\$ 270	\$ 245	\$ 289	\$ 1,071
COMP SUB-TOTAL	\$ 769	\$ 762	\$ 734	\$ 805	\$ 3,071
Travel					
TRAVEL SUB-TOTAL	\$ 57	\$ 60	\$ 40	\$ 55	\$ 212
Contracts					
CONTRACTS SUB-TOTAL	\$ 35	\$ 25	\$ 3	\$ 5	\$ 68
Other					
Employee Training	\$ 1	\$ 1	\$ 2	\$ 1	\$ 5
Office Supplies	\$ 8	\$ 4	\$ 3	\$ 5	\$ 20
Telephone/Internet service	\$ 10	\$ 10	\$ 5	\$ 7	\$ 32
Postage/mailing/freight	\$ 1	\$ 3	\$ -	\$ 1	\$ 5
Office Rent and utilities	\$ 45	\$ 50	\$ 50	\$ 13	\$ 158
Dues/Subscriptions	\$ 1	\$ 1	\$ -	\$ 1	\$ 3
Meeting Room Rental	\$ 1	\$ 1	\$ 2	\$ 1	\$ 5
Miscellaneous Expense	\$ 1	\$ 1	\$ -	\$ -	\$ 2
Repair/Maintain Equipment	\$ 3	\$ 3	\$ 1	\$ 2	\$ 9
Equipment Rental	\$ -	\$ 8	\$ -	\$ -	\$ 8
OTHER SUB-TOTAL	\$ 71	\$ 82	\$ 63	\$ 31	\$ 247
TOTAL	\$ 932	\$ 929	\$ 840	\$ 896	\$ 3,598

FY23 IDAHO (000's)						
	FY20 Actual	FY21 Budget	FY21 Estimate	FY22 Budget	FY22 Revised	FY23 Budget
Compensation	\$ 475	\$ 478	\$ 482	\$ 486	\$ 488	\$ 503
Taxes/Insurance/Benefits	\$ 251	\$ 239	\$ 255	\$ 243	\$ 259	\$ 267
COMP SUB-TOTAL	\$ 725	\$ 717	\$ 737	\$ 729	\$ 747	\$ 769
Travel						
TRAVEL SUB-TOTAL	\$ 27	\$ 57	\$ 15	\$ 57	\$ 57	\$ 57
Contracts						
CONTRACTS SUB-TOTAL	\$ 27	\$ 35	\$ 35	\$ 35	\$ 35	\$ 35
Other						
Employee Training	\$ 0	\$ 1	\$ -	\$ 1	\$ 1	\$ 1
Office Supplies	\$ 2	\$ 8	\$ 4	\$ 8	\$ 8	\$ 8
Telephone/Internet service	\$ 4	\$ 14	\$ 5	\$ 14	\$ 10	\$ 10
Postage/mailing/freight	\$ 1	\$ 1	\$ 1	\$ -	\$ 1	\$ 1
Office Rent and utilities	\$ 39	\$ 45	\$ 40	\$ 45	\$ 45	\$ 45
Dues/Subscriptions	\$ -	\$ 1	\$ -	\$ 1	\$ 1	\$ 1
Meeting Room Rental	\$ -	\$ 1	\$ 1	\$ 1	\$ 1	\$ 1
Miscellaneous Expense	\$ -	\$ 1	\$ 1	\$ 1	\$ 1	\$ 1
Repair/Maintain Equipment	\$ 5	\$ 3	\$ 5	\$ 3	\$ 3	\$ 3
Equipment Rental	\$ -	\$ -	\$ -	\$ -	\$ -	\$ -
OTHER SUB-TOTAL	\$ 50	\$ 75	\$ 57	\$ 74	\$ 71	\$ 71
TOTAL	\$ 829	\$ 884	\$ 844	\$ 895	\$ 910	\$ 932

*Idaho Council members receive technical and administrative support from three full-time positions. The positions primarily include energy and rates analyses, administrative program management, and secretarial support. Contract services provide for legal counsel and technical assistance, when necessary. The Council offices are located in Eagle.

DRAFT

FY23 MONTANA (000'S)	FY20 Actual	FY21 Budget	FY21 Estimate	FY22 Budget	FY22 Revised	FY23 Budget
Compensation	\$ 451	\$ 467	\$ 467	\$ 477	\$ 477	\$ 492
Taxes/Insurance/Benefits	\$ 274	\$ 233	\$ 257	\$ 239	\$ 262	\$ 270
COMP SUB-TOTAL	\$ 726	\$ 700	\$ 724	\$ 716	\$ 740	\$ 762
Travel						
TRAVEL SUB-TOTAL	\$ 36	\$ 61	\$ 25	\$ 61	\$ 60	\$ 60
Contracts						
CONTRACTS SUB-TOTAL	\$ 16	\$ 30	\$ 10	\$ 30	\$ 25	\$ 25
Other						
Employee Training	\$ 0	\$ 2	\$ 1	\$ 2	\$ 1	\$ 1
Office Supplies	\$ 2	\$ 7	\$ 4	\$ 7	\$ 4	\$ 4
Telephone and Internet services	\$ 2	\$ 14	\$ 3	\$ 14	\$ 10	\$ 10
Postage/mailing	\$ 4	\$ 3	\$ 3	\$ 3	\$ 3	\$ 3
Office Rent	\$ 37	\$ 50	\$ 46	\$ 50	\$ 50	\$ 50
Dues/Subscriptions	\$ -	\$ 1	\$ -	\$ 1	\$ 1	\$ 1
Meeting Room Rental	\$ 0	\$ 1	\$ 1	\$ 1	\$ 1	\$ 1
Miscellaneous Expense	\$ -	\$ 1	\$ -	\$ 1	\$ 1	\$ 1
Repair/Maintain Equipment	\$ 9	\$ 3	\$ 9	\$ 3	\$ 3	\$ 3
Office Utilities and Maintenance	\$ 10	\$ 8	\$ 10	\$ 8	\$ 8	\$ 8
OTHER SUB-TOTAL	\$ 64	\$ 90	\$ 76	\$ 90	\$ 82	\$ 82
TOTAL	\$ 842	\$ 881	\$ 835	\$ 897	\$ 907	\$ 929

* Montana Council members receive administrative and technical support on energy, fish and wildlife, public information and involvement activities from two full-time and one part-time position. Other specialized services are contracted for and utilized on an as needed basis. The Council offices are located in Helena.

FY23 OREGON (000's)	FY2020 Actual	FY21 Budget	FY21 Estimate	FY22 Budget	FY22 Revised	FY23 Budget
Compensation	\$ 483	\$ 465	\$ 465	\$ 474	\$ 500	\$ 489
Taxes/Insurance/Benefits	\$ 185	\$ 232	\$ 209	\$ 237	\$ 250	\$ 245
COMP SUB-TOTAL	\$ 668	\$ 697	\$ 674	\$ 711	\$ 750	\$ 734
Travel						
TRAVEL SUB-TOTAL	\$ 12	\$ 40	\$ 15	\$ 40	\$ 40	\$ 40
Contracts						
CONTRACTS SUB-TOTAL	\$ -	\$ 5	\$ 2	\$ 5	\$ 3	\$ 3
Other						
Employee Training	\$ -	\$ 4	\$ -	\$ 3	\$ 2	\$ 2
Office Supplies	\$ 3	\$ 6	\$ 3	\$ 3	\$ 3	\$ 3
Telephone and Internet services	\$ 2	\$ 5	\$ 2	\$ 5	\$ 5	\$ 5
Postage/mailing	\$ -	\$ -	\$ -	\$ -	\$ -	\$ -
Office Rent	\$ 36	\$ 45	\$ 38	\$ 54	\$ 50	\$ 50
Dues/Subscriptions/Sponsorship	\$ 2	\$ -	\$ -	\$ -	\$ -	\$ -
Meeting Room Rental	\$ -	\$ 3	\$ -	\$ 2	\$ 2	\$ 2
Temporary Staffing Expenses	\$ -	\$ -	\$ -	\$ -	\$ -	\$ -
Repair/Maintain Equipment	\$ 1	\$ 2	\$ 1	\$ 1	\$ 1	\$ 1
Equipment Rental	\$ -	\$ -	\$ -	\$ -	\$ -	\$ -
OTHER SUB-TOTAL	\$ 43	\$ 65	\$ 43	\$ 68	\$ 63	\$ 63
TOTAL	\$ 723	\$ 807	\$ 734	\$ 824	\$ 856	\$ 840

*Oregon Council members are state employees. They receive technical support through services from two full-time positions. Council offices are located in Portland.

FY23 WASHINGTON (000's)	FY20 Actual	FY21 Budget	FY21 Estimate	FY22 Budget	FY22 Revised	FY23 Budget
Compensation	\$ 495	\$ 498	\$ 491	\$ 509	\$ 501	\$ 516
Taxes/Insurance/Benefits	\$ 276	\$ 249	\$ 275	\$ 254	\$ 281	\$ 289
COMP SUB-TOTAL	\$ 770	\$ 747	\$ 766	\$ 763	\$ 782	\$ 805
Travel						
TRAVEL SUB-TOTAL	\$ 23	\$ 55	\$ 5	\$ 55	\$ 55	\$ 55
Contracts						
CONTRACTS SUB-TOTAL	\$ -	\$ 5	\$ -	\$ 5	\$ 5	\$ 5
Other						
Employee Training	\$ 0	\$ 1	\$ -	\$ 1	\$ 1	\$ 1
Office Supplies	\$ 2	\$ 5	\$ 2	\$ 5	\$ 5	\$ 5
Telephone and Internet	\$ 4	\$ 7	\$ 5	\$ 7	\$ 7	\$ 7
Postage/mailing	\$ -	\$ 1	\$ 0	\$ 1	\$ 1	\$ 1
Office Rent and utilities	\$ 10	\$ 15	\$ 10	\$ 15	\$ 13	\$ 13
Dues/Subscriptions	\$ -	\$ 1	\$ -	\$ 1	\$ 1	\$ 1
Meeting Room Rental	\$ -	\$ 1	\$ -	\$ 1	\$ 1	\$ 1
Temporary Staffing Expenses	\$ -	\$ -	\$ -	\$ -	\$ -	\$ -
Repair/Maintain Equipment	\$ 1	\$ 2	\$ 1	\$ 2	\$ 2	\$ 2
Equipment Rental	\$ -	\$ -	\$ -	\$ -	\$ -	\$ -
OTHER SUB-TOTAL	\$ 16	\$ 33	\$ 18	\$ 33	\$ 31	\$ 31
TOTAL	\$ 810	\$ 840	\$ 789	\$ 856	\$ 873	\$ 896

*Washington Council members represent individually the eastern and the western sides of the state. Some support services are provided by other state agencies. Three full-time and one part-time position provide research analysis, energy policy, economics and fish and wildlife analysis, technical and administrative support. Council offices are in Vancouver.

Fiscal Year 2022 revised budget: Central and state offices

The Fiscal Year 2022 revised budget increased \$190,000 from the budget adopted in 2020.

Central Council budget revisions

Compensation and payroll taxes, insurance and benefits are decreased from the Fiscal Year 2022 budget adopted last year. In contrast, Contracting and Other Operating Expenses are projected to increase. Positions that were eliminated during the pandemic as well as the need to carefully assess the organization's needs whenever staff retire are anticipated to lead to reductions in staffing and/or compensation in Fiscal Years 2022 and 2023.

The Fiscal Year 2022 contracting budget increases by \$348,000 reflects increased contracting needs in the public affairs and power planning division related to the Council's website moving to a new platform as well as increases in cloud computing and storage. Contracting was reduced slightly in the administrative division as the Council experiments with moving the work of producing the Council meeting minutes in-house.

The budget for travel will decrease slightly overall in Fiscal Year 2022 by \$9,000. The budget for travel is projected to increase in Fiscal Year 2023 as more outreach and education will occur in the region post-pandemic.

State budget revisions

The Fiscal Year 2022 budget increased from the budget forecast in 2020. The increase expenditures are necessary to cover rent adjustments occurring in Fiscal Year 2022 in all state offices, along with the increased cost of employee benefits. Travel costs for the state offices are projected to remain constant at pre-pandemic levels; although state offices will potentially find savings in that category if more meetings are set up as virtual meetings instead of gathering in-person.

The Idaho Office revised budget for Fiscal Year 2022 increased by \$14,196.

The Montana Office revised budget for Fiscal Year 2022 increased by \$10,070.

The Oregon Office revised budget for Fiscal Year 2022 increased by \$31,700.

DRAFT

The Washington Office revised budget for Fiscal Year 2022 increased by increased by \$17,371.

Council FY22 Budget Revisions (000's)			
	BUDGET	REVISION	CHANGE
Compensation	\$ 4,462	\$ 4,128	\$ (334)
Taxes/Insurance/Benefits	\$ 2,229	\$ 2,063	\$ (166)
SUBTOTAL	\$ 6,691	\$ 6,191	\$ (500)
Travel	\$ 144	\$ 134	\$ (10)
Contracting	\$ 472	\$ 820	\$ 348
Other Operating Expenses	\$ 1,163	\$ 1,441	\$ 278
SUBTOTAL	\$ 8,470	\$ 8,586	\$ 116
Idaho	\$ 896	\$ 910	\$ 14
Montana	\$ 897	\$ 907	\$ 10
Oregon	\$ 824	\$ 856	\$ 32
Washington	\$ 856	\$ 873	\$ 17
Total States	\$ 3,472	\$ 3,546	\$ 74
TOTAL	\$ 11,942	\$ 12,132	\$ 190

Appendix. Fiscal Year 2023 budget: Council showing

The Northwest Power Act

Section 4(c)(10)(A) of the Northwest Power Act directs the administrator of the Bonneville Power Administration to pay the expenses the Council determines necessary or appropriate to perform its functions and responsibilities, including reimbursement to states with members on the Council. This section also establishes a funding limitation equal to 0.02 mills multiplied by the kilowatt-hours of firm power forecast to be sold by Bonneville during the year to be funded. Upon an annual showing by the Council that such limitation will not permit the Council to carry out its functions and responsibilities under the Act, the administrator may raise such limit to any amount not in excess of 0.10 mills. The literal interpretation of the word "showing" requires that the Council provide evidence that: 1) annual funding in the amount provided by the 0.02 mills of firm forecast power sales will not be adequate; and 2) explains the basis for needing additional funding. The Council's budget document is intended to provide sufficient information to meet these criteria. The organization of the budget document and the level of detail provided shows how the Council intends to use the funding provided to carry out its major responsibilities under the Act.

In Fiscal Year 2023, based upon Bonneville's preliminary estimate of firm power sales (prior to the start of the BP-22 Initial Rate Proceeding), the 0.02-mills/kwh funding level is \$2,455,061. The 0.10-mills/kwh funding limit is \$12,275,303. The funding requirement, as determined by the Council, for Fiscal Year 2023 is \$12,240,895, which is equal to 0.099 mills of forecast firm power sales based on the following Council functions and responsibilities.

Council functions/responsibilities

The Council's minimum responsibilities under the Act fall into six general categories:

1. Northwest Power Plan. Adopt and periodically amend a regional conservation and electric power plan that includes: energy conservation programs, 20-year forecasts of electric energy demands, 20-year power resource forecasts, cost-effective methods for providing regional reliability and reserves, and methods for determining quantifiable environmental costs and benefits (Sections 4(d) and 4(e) of the Act).
2. Columbia River Basin Fish and Wildlife Program. Develop, adopt, and periodically amend the program to protect and enhance fish and wildlife affected by the development and operation of hydroelectric projects in the Columbia River Basin. Report annually to Congress on the effectiveness of the program and how it is being implemented and assist the development of program amendments (Sections 4(h), 4(g) and 4(i)).
3. Public information and public involvement. Provide for the participation of the Pacific Northwest states, local governments, consumers, customers, users of the

Columbia River system (including federal and state fish and wildlife agencies and appropriate Indian tribes), and the public at large in planning for the Northwest's electric power and protection of Columbia River Basin fish and wildlife affected by hydropower. Develop and maintain comprehensive programs to inform the public of major regional power and fish and wildlife issues (Sections 2(3) and 4(g)).

4. Other responsibilities. In addition, the Council is directed to establish voluntary advisory committees it determines necessary to assist in the development, collection, and evaluation of statistical, biological, economic, social, and environmental information relevant to the Council's development and amendment of a regional conservation and electric power plan and fish and wildlife program (Section 4(c)(11) and (12)).
5. The Council is required to conduct public meetings throughout the region as part of its process for developing and amending the regional power plan and fish and wildlife program (Section 4(d)(1)).
6. Organization requirements. In addition to determining its funding requirements, the Act also requires the Council to determine its organization, practices, and procedures for carrying out its functions and responsibilities under the Act (Section 4(c)(4)). As part of its budget-development process, the Council publishes for public review and comment its organization chart, practices, procedures, and funding requirements associated with its responsibilities. Following public comment, an annual report describing the Council's activities is also published and forwarded to Congress.

States' participation

This portion of the Council's budget funds Council members' operation of their state offices, local public involvement efforts, and technical support to review energy and fish and wildlife issues having an impact on their states.

The states' portion of the budget for Fiscal Year 2023 is \$3,598,222, equivalent to 0.029 mills in projected firm power sales. See the States section for line item expenditure projections and a description of state Council activities.

Central office: Power division

The regional electric power and conservation planning responsibilities established by the Act are carried out by a centralized technical staff. The power division analyzes changing conditions and monitors implementation of the power plan. Outside contracting occurs to augment research done by other entities or to provide improved analytical capability that the Council does not possess. The Council conducts independent regional analysis by using computer modeling and analytical methods with data collected by outside sources. The

Council also utilizes a variety of technical expert advisory committees in developing and implementing the regional plan.

The power planning portion of the Council's Fiscal Year 2023 budget is \$3,161,628 equivalent to 0.026 mills in firm power sales. See the power planning division section for line item expenses for power planning and a description of division activities.

Central office: Fish and Wildlife division

The activities necessary for implementing of the fish and wildlife program, reviewing actions of Bonneville and others to determine consistency with the program, and developing program amendments are conducted by a central staff of fish and wildlife specialists. The fish and wildlife planning efforts of the staff focus on mainstem passage and flows, system/subbasin production planning, research coordination, new hydropower development and actions by the Federal Energy Regulatory Commission, wildlife mitigation, resident fish and fish substitutions, and habitat and tributary passage. Monitoring and evaluating fish and wildlife program effectiveness and resolving barriers to implementing program measures are two of the most significant activities of the fish and wildlife division.

The fish and wildlife portion of the Council's budget for Fiscal Year 2023 is \$1,508,913, equivalent to 0.012 mills in firm power sales. See the fish and wildlife division section for line item expenditure projections and a description of division activities.

Central office: Public Affairs division

The Council's public affairs division develops and maintains comprehensive programs to inform and involve the public in major regional power and fish and wildlife issues. This includes consultations with Bonneville, Bonneville customers, fish and wildlife agencies, Indian tribes, and others. Public affairs staff also: 1) coordinate contacts with Congress; 2) monitor federal appropriations and budget committee actions to implement the fish and wildlife program and the energy plan; 3) provide information to congressional committees; and 4) coordinate Council testimony before House and Senate committees.

The Council maintains an extensive mailing list (more than 8,000 individuals and organizations) as a major part of its outreach efforts to inform interested parties and to solicit their participation in the Council's regional planning activities.

The Council's public outreach centers on its website and digital and print publications. They include an annual report to Congress; an annual report to the governors on Bonneville's spending to implement the fish and wildlife program; blogs on current Council issues; and the Council's public meeting agenda. The Council also provides briefings for editors/reporters, press packets, news releases, feature stories in a variety of publications and websites, and promotes the online availability of the Council's major documents. It uses social media to share news and has over 12,000 followers on Facebook and several

thousand followers on Twitter. The Council maintains its website where agendas, summaries of issues and activities, and all major Council publications are available to the public.

The public affairs division portion of the Council budget for Fiscal Year 2023 is \$1,022,982, equivalent to 0.008 mills in firm power sales. See the public affairs division section for line item expenditure projections and program descriptions for public affairs.

Central office: Legal division

Legal services are provided by two attorneys who provide administrative support and general legal advice, as well as support for the power planning, fish and wildlife, and public information and involvement programs.

Legal advice and representation, as well as the development of Council rules and procedures, including the negotiation of contracts, are provided by the legal division. The division participates in scheduled revisions of the energy plan and the fish and wildlife program by providing legal counsel at public hearings and consultations with interested parties, assisting and drafting amendments, and maintaining the administrative record of Council actions and rulemakings.

The legal division serves a necessary role in helping oversee the implementation of the power plan and the fish and wildlife program by Bonneville, the U.S. Army Corps of Engineers, the Bureau of Reclamation, the Federal Energy Regulatory Commission, and other agencies and utilities. Legal representation of the Council in appeals of its plan, program, and other actions is provided, although no funding is provided for unanticipated litigation.

Administrative law support is necessary for administrative proceedings and addressing institutional legal questions, as well as ensuring that the Council adheres to the provisions of the Sunshine Act, the Freedom of Information Act, Administrative Procedures Act, government contracting practices, administrative record, and advisory committees.

The legal services portion of the Council's budget for Fiscal Year 2023 is \$488,750, equivalent to 0.004 mills of forecast firm power sales. See the legal division section for projection of line item expenditures and a description of specific activities.

Central office: Administrative division

The administrative division provides executive direction for all central Council operations and administrative and financial support for the Council.

The office of the executive director provides the direction for all staff work on Council programs and for program support services. Financial and administrative services are provided, including budget development, audits, contract management, accounting/payroll systems, information services and personnel administration.

DRAFT

The cost of management services and supplies that are applicable to all divisions are aggregated in the administrative division budget. The major expense components are office rent, information services technology and equipment, telephone system, office supplies, postage/ mailing, audit fees, insurance, and computer support services.

The Council has also fostered a high degree of computer integration with its planning activities and support services incorporated into the administrative division. Computer systems and software are necessary to give the Council the capability to carry out its functions and responsibilities with minimal staffing levels and limited outside contracting. Complex computer models and extensive data bases are operated and maintained for system analysis, decision analysis, load forecasting, and statistical analysis, as well as for hydropower system, power resource and conservation data bases. Fish and wildlife planning require fish-production and fish-passage models, as well as river reach and system-production planning and mapping databases. The administrative division uses the Council's computer systems for maintaining administrative records requirements, word processing and for all accounting/budget tasks. The Council also has developed a computer communications network capability that allows some computer linkage with Bonneville, certain agencies and tribes, utility organizations, state Council offices, and the Internet.

The administrative division portion of the Council's budget for Fiscal Year 2023 is \$2,460,401 equivalent to 0.020 mills of firm power sales. See the administrative division section for line item expenditure projection and activity descriptions.

Summary

Based on this showing and the supporting detailed information contained in this budget document, the Council has determined that the 0.02 mill limitation will not allow the Council to carry out its functions and responsibilities under the Act and that the following budget expenditures proposed for Fiscal Year 2023 are necessary and appropriate.

States Participation	\$	3,598,222	.029 mills
Central Council:			
Power Planning	\$	3,161,628	.026 mills
Fish & wildlife	\$	1,508,913	.012 mills
Public Affairs	\$	1,022,982	.008 mills
Legal	\$	488,750	.004 mills
Administrative	\$	2,460,401	.020 mills
TOTAL	\$	12,240,895	.099 mills

